

## **FALL 2018 - Faculty Member Report - for Musicianship I/Aural-Oral - MU-MUSC-111-01-201910 - Paul Miller**

### **SES 2.0 – Fall 2018 Student Evaluation Survey**

Project Audience 20

Responses Received 17

Response Ratio 85.00%

#### **Report Comments**

**Duquesne University**  
**Academic Affairs**  
**Report provided by Educational Technology**

**Creation Date** Fri, Jan 11, 2019

## Instructor Related Questions Table

Question	Instructor Average		Department Average (MUSC)		School Average (MU)		University	
	Mean	Median	Mean	Median	Mean	Median	Mean	Median
1. The instructor helped me to understand the material in this course.	4.94	5.00	4.67	5.00	4.54	5.00	4.24	5.00
2. The instructor was enthusiastic about teaching.	5.00	5.00	4.90	5.00	4.68	5.00	4.49	5.00
3. The assignments were helpful in acquiring a better understanding of course objectives.	4.82	5.00	4.63	5.00	4.49	5.00	4.21	5.00
4. The instructor treated students with respect.	4.82	5.00	4.84	5.00	4.65	5.00	4.53	5.00
5. The instructor encouraged students to seek help if needed.	4.88	5.00	4.80	5.00	4.62	5.00	4.43	5.00
6. The instructor created a learning environment in which students felt comfortable asking questions.	4.88	5.00	4.78	5.00	4.55	5.00	4.38	5.00
7. The instructor made it clear how student learning would be assessed.	4.82	5.00	4.67	5.00	4.50	5.00	4.30	5.00
8. The instructor returned graded materials within an appropriate time frame.	4.88	5.00	4.62	5.00	4.47	5.00	4.32	5.00
9. The instructor helped me to understand the relevance of this course.	4.94	5.00	4.70	5.00	4.58	5.00	4.31	5.00
10. Assistance from the instructor was readily available if I sought help.	4.76	5.00	4.74	5.00	4.54	5.00	4.38	5.00
11. The instructor provided constructive feedback on course assignments and exams.	4.88	5.00	4.68	5.00	4.54	5.00	4.20	5.00
12. The instructor responded to my communications in a timely manner.	4.88	5.00	4.78	5.00	4.59	5.00	4.35	5.00
13. The instructor used a variety of instructional strategies.	4.65	5.00	4.64	5.00	4.44	5.00	4.11	4.00
14. The instructor was well prepared for the course.	4.82	5.00	4.79	5.00	4.64	5.00	4.44	5.00
15. The instructor stimulated my thinking.	4.76	5.00	4.72	5.00	4.52	5.00	4.27	5.00
16. The instructor's explanations were clear.	4.82	5.00	4.65	5.00	4.42	5.00	4.15	5.00
17. Communication with the instructor was helpful.	4.82	5.00	4.78	5.00	4.55	5.00	4.28	5.00
18. The instructor was concerned with whether or not the students learned the material.	4.88	5.00	4.80	5.00	4.60	5.00	4.33	5.00
19. The objectives of the course were well explained.	4.88	5.00	4.71	5.00	4.53	5.00	4.29	5.00
<b>Overall</b>	4.85	-	4.73	-	4.55	-	4.32	-

## Questions by Domain

### I. Instructional Design

Question	Instructor Average		Department Average (MUSC)		School Average (MU)		University	
	Mean	Median	Mean	Median	Mean	Median	Mean	Median
3. The assignments were helpful in acquiring a better understanding of course objectives.	4.82	5.00	4.63	5.00	4.49	5.00	4.21	5.00
7. The instructor made it clear how student learning would be assessed.	4.82	5.00	4.67	5.00	4.50	5.00	4.30	5.00
11. The instructor provided constructive feedback on course assignments and exams.	4.88	5.00	4.68	5.00	4.54	5.00	4.20	5.00
<b>Overall</b>	4.84	-	4.66	-	4.51	-	4.24	-

### II. Instructional Delivery

Question	Instructor Average		Department Average (MUSC)		School Average (MU)		University	
	Mean	Median	Mean	Median	Mean	Median	Mean	Median
2. The instructor was enthusiastic about teaching.	5.00	5.00	4.90	5.00	4.68	5.00	4.49	5.00
9. The instructor helped me to understand the relevance of this course.	4.94	5.00	4.70	5.00	4.58	5.00	4.31	5.00
13. The instructor used a variety of instructional strategies.	4.65	5.00	4.64	5.00	4.44	5.00	4.11	4.00
14. The instructor was well prepared for the course.	4.82	5.00	4.79	5.00	4.64	5.00	4.44	5.00
16. The instructor's explanations were clear.	4.82	5.00	4.65	5.00	4.42	5.00	4.15	5.00
19. The objectives of the course were well explained.	4.88	5.00	4.71	5.00	4.53	5.00	4.29	5.00
<b>Overall</b>	4.85	-	4.73	-	4.55	-	4.30	-

### III. Attitudes Towards Student Learning

Question	Instructor Average		Department Average (MUSC)		School Average (MU)		University	
	Mean	Median	Mean	Median	Mean	Median	Mean	Median
1. The instructor helped me to understand the material in this course.	4.94	5.00	4.67	5.00	4.54	5.00	4.24	5.00
4. The instructor treated students with respect.	4.82	5.00	4.84	5.00	4.65	5.00	4.53	5.00
6. The instructor created a learning environment in which students felt comfortable asking questions.	4.88	5.00	4.78	5.00	4.55	5.00	4.38	5.00
8. The instructor returned graded materials within an appropriate time frame.	4.88	5.00	4.62	5.00	4.47	5.00	4.32	5.00
15. The instructor stimulated my thinking.	4.76	5.00	4.72	5.00	4.52	5.00	4.27	5.00
18. The instructor was concerned with whether or not the students learned the material.	4.88	5.00	4.80	5.00	4.60	5.00	4.33	5.00
<b>Overall</b>	4.86	-	4.74	-	4.56	-	4.35	-

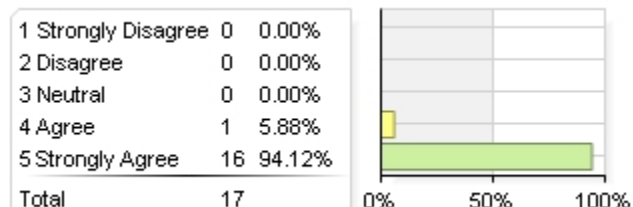
### IV. Faculty Availability

Question	Instructor Average		Department Average (MUSC)		School Average (MU)		University	
	Mean	Median	Mean	Median	Mean	Median	Mean	Median
5. The instructor encouraged students to seek help if needed.	4.88	5.00	4.80	5.00	4.62	5.00	4.43	5.00
10. Assistance from the instructor was readily available if I sought help.	4.76	5.00	4.74	5.00	4.54	5.00	4.38	5.00
12. The instructor responded to my communications in a timely manner.	4.88	5.00	4.78	5.00	4.59	5.00	4.35	5.00
17. Communication with the instructor was helpful.	4.82	5.00	4.78	5.00	4.55	5.00	4.28	5.00
<b>Overall</b>	4.84	-	4.77	-	4.58	-	4.36	-

## Instructor Related Questions

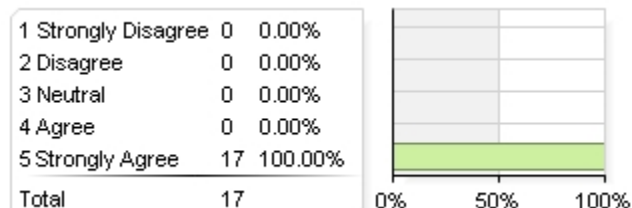
Competency Statistics	Value
Mean	4.85
Median	5.00
Standard Deviation	0.38

1. The instructor helped me to understand the material in this course.



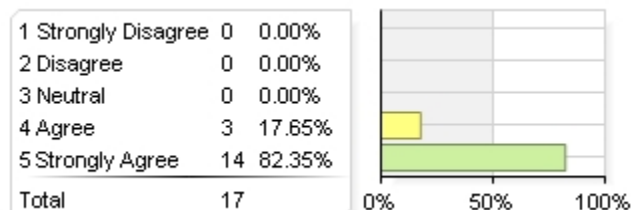
Statistics	Value
Response Count	17
Mean	4.94
Median	5.00

2. The instructor was enthusiastic about teaching.



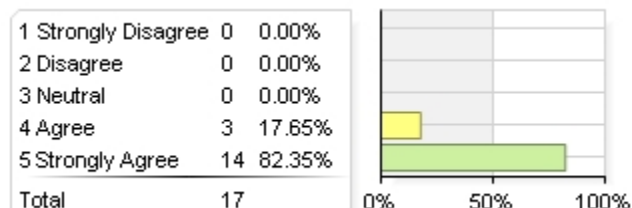
Statistics	Value
Response Count	17
Mean	5.00
Median	5.00

3. The assignments were helpful in acquiring a better understanding of course objectives.



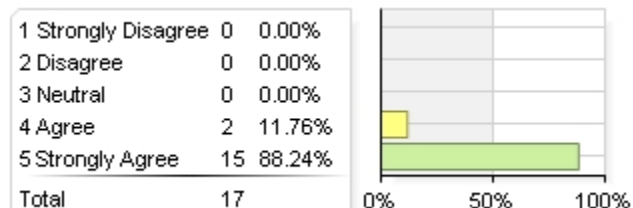
Statistics	Value
Response Count	17
Mean	4.82
Median	5.00

4. The instructor treated students with respect.



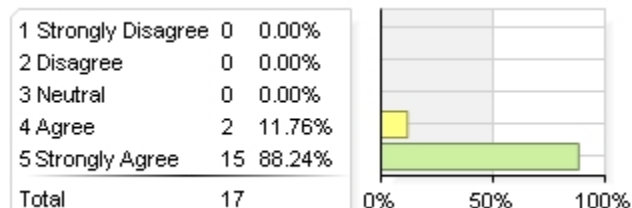
Statistics	Value
Response Count	17
Mean	4.82
Median	5.00

5. The instructor encouraged students to seek help if needed.



Statistics	Value
Response Count	17
Mean	4.88
Median	5.00

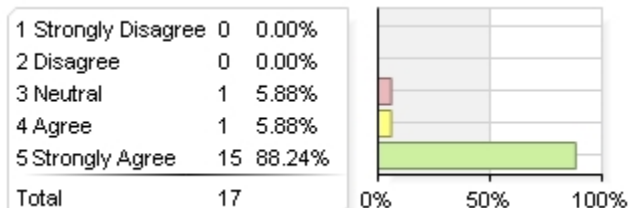
6. The instructor created a learning environment in which students felt comfortable asking questions.



Statistics	Value
Response Count	17
Mean	4.88
Median	5.00

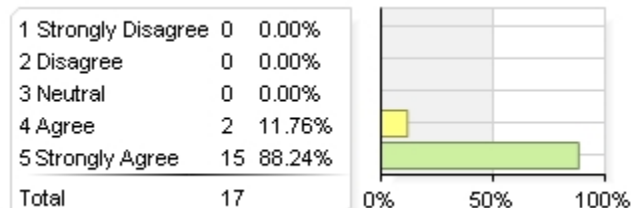
## Instructor Related Questions (continued)

7. The instructor made it clear how student learning would be assessed.



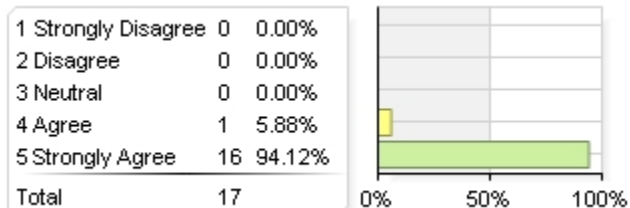
Statistics	Value
Response Count	17
Mean	4.82
Median	5.00

8. The instructor returned graded materials within an appropriate time frame.



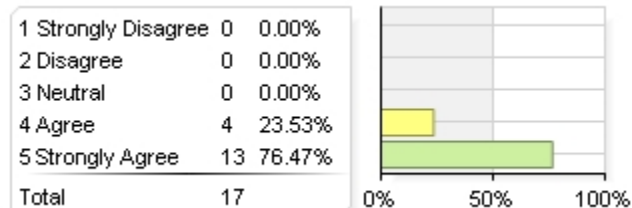
Statistics	Value
Response Count	17
Mean	4.88
Median	5.00

9. The instructor helped me to understand the relevance of this course.



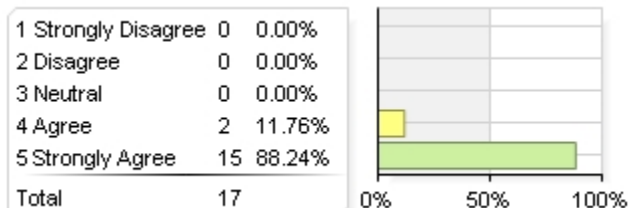
Statistics	Value
Response Count	17
Mean	4.94
Median	5.00

10. Assistance from the instructor was readily available if I sought help.



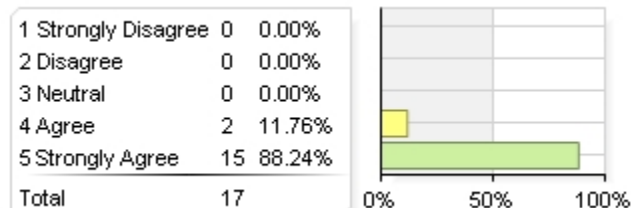
Statistics	Value
Response Count	17
Mean	4.76
Median	5.00

11. The instructor provided constructive feedback on course assignments and exams.



Statistics	Value
Response Count	17
Mean	4.88
Median	5.00

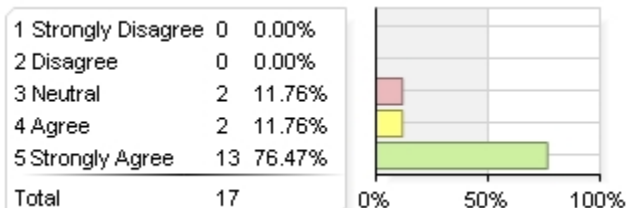
12. The instructor responded to my communications in a timely manner.



Statistics	Value
Response Count	17
Mean	4.88
Median	5.00

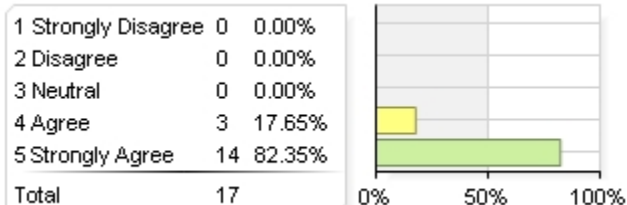
**Instructor Related Questions (continued)**

13. The instructor used a variety of instructional strategies.



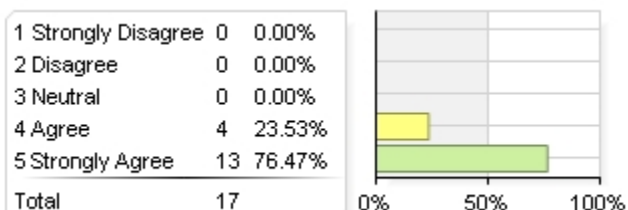
Statistics	Value
Response Count	17
Mean	4.65
Median	5.00

14. The instructor was well prepared for the course.



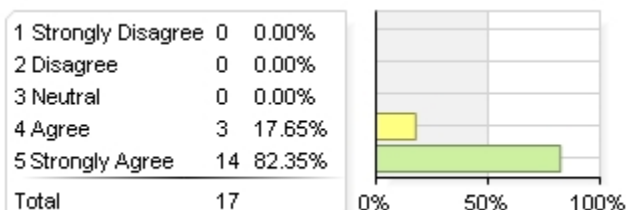
Statistics	Value
Response Count	17
Mean	4.82
Median	5.00

15. The instructor stimulated my thinking.



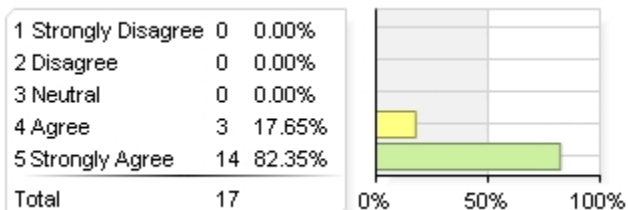
Statistics	Value
Response Count	17
Mean	4.76
Median	5.00

16. The instructor's explanations were clear.



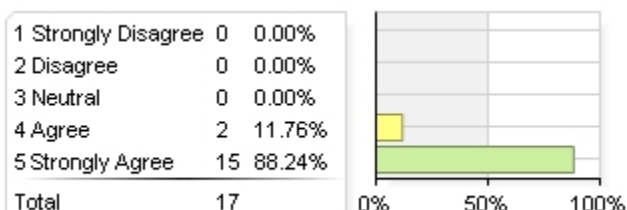
Statistics	Value
Response Count	17
Mean	4.82
Median	5.00

17. Communication with the instructor was helpful.



Statistics	Value
Response Count	17
Mean	4.82
Median	5.00

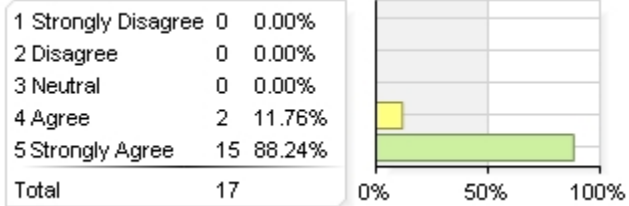
18. The instructor was concerned with whether or not the students learned the material.



Statistics	Value
Response Count	17
Mean	4.88
Median	5.00

## Instructor Related Questions (continued)

19. The objectives of the course were well explained.



Statistics	Value
Response Count	17
Mean	4.88
Median	5.00

## Question Ranking

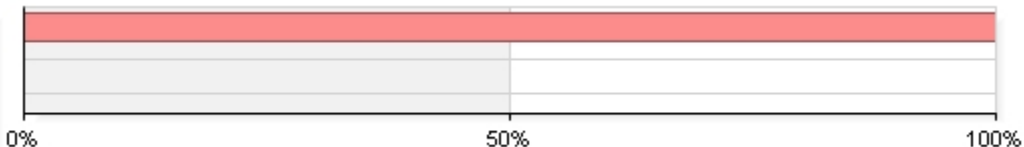
Highest Ranking		
1	The instructor was enthusiastic about teaching.	5.00
2	The instructor helped me to understand the material in this course.	4.94
3	The instructor helped me to understand the relevance of this course.	4.94

Lowest Ranking		
1	The instructor used a variety of instructional strategies.	4.65
2	Assistance from the instructor was readily available if I sought help.	4.76
3	The instructor stimulated my thinking.	4.76



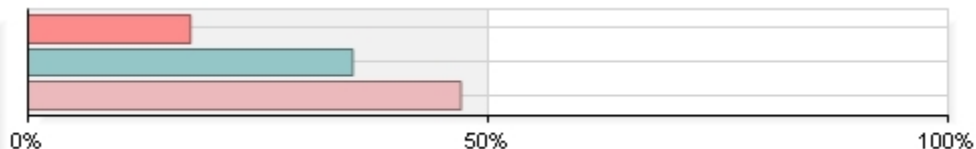
**This course was:**

1 Required	17	100.00%
2 Elective	0	0.00%
3 Other	0	0.00%
Total	17	



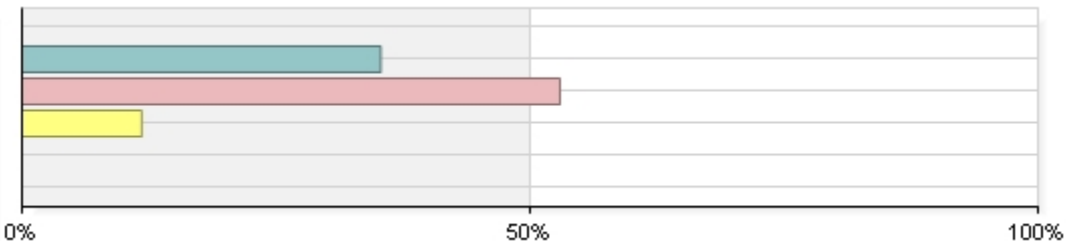
**As compared to other courses, I found the level of difficulty of this course to be:**

1 Less difficult	3	17.65%
2 More difficult	6	35.29%
3 About the same	8	47.06%
Total	17	



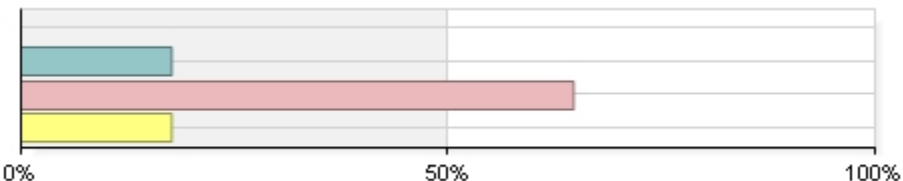
**Hours per week devoted to this course outside of class:**

1 0	0	0.00%
2 1 - 2	6	35.29%
3 3 - 4	9	52.94%
4 5 - 7	2	11.76%
5 8 - 10	0	0.00%
6 11 +	0	0.00%
Total	17	



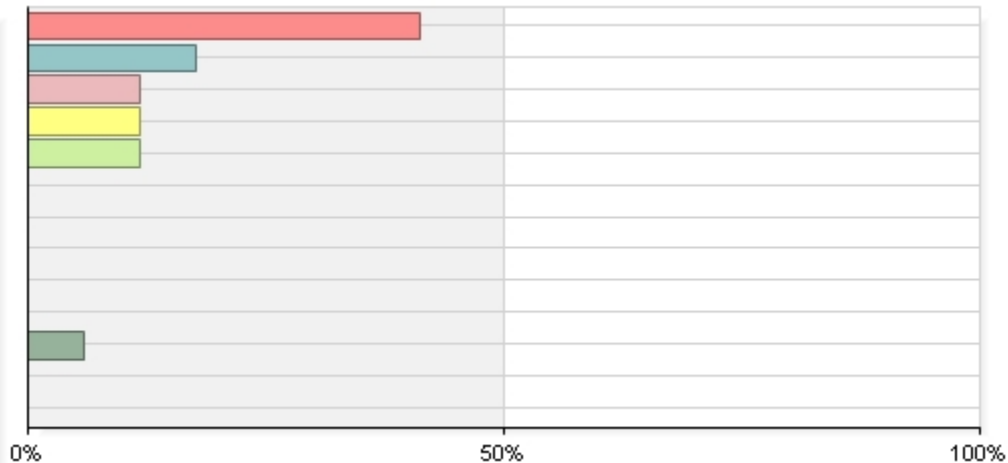
**I would assess the effort I made in this course as:**

1 Minimal	0	0.00%
2 Some effort	3	17.65%
3 A little more than usual	11	64.71%
4 A great deal of effort	3	17.65%
Total	17	



**Expected grade in this course:**

1 A	7	41.18%
2 A -	3	17.65%
3 B +	2	11.76%
4 B	2	11.76%
5 B -	2	11.76%
6 C +	0	0.00%
7 C	0	0.00%
8 D	0	0.00%
9 F	0	0.00%
10 Incomplete	0	0.00%
11 Don't know	1	5.88%
12 Pass	0	0.00%
13 Fail	0	0.00%
Total	17	



## What aspects of the instructor's teaching were most effective?

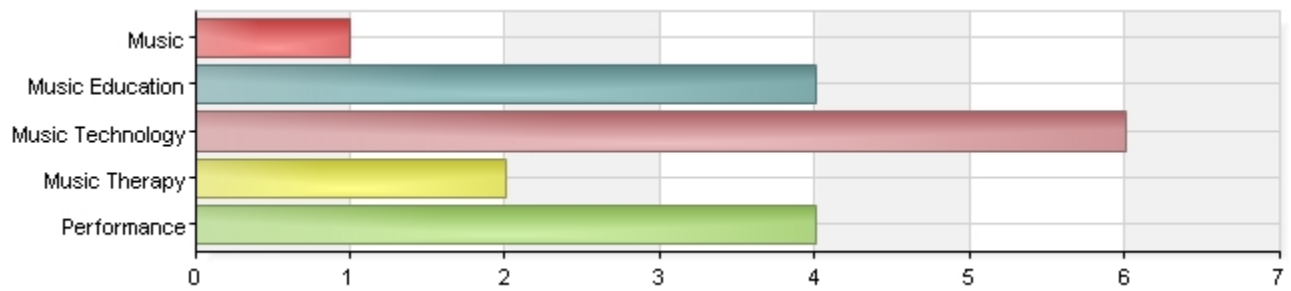
Comments
Dr. Miller does a great job practicing dictations and helping students with rhythm, melody, and conducting.
Great demeanor and inclusive of the whole class
<ul style="list-style-type: none"> <li>–Explains things very clearly</li> <li>–even though I have learned this stuff before, I have been exposed to different ways of going about theory</li> </ul>
Dr. Miller would devote the time to making sure we understood the guidelines of all the hearings and aural worksheets, as well as helping us recognize chords and note distance with ease.
Working through things slowly and thoroughly helped a lot. Articulate and clear explanations were also very effective.
He sought to help each individual and understand where they are in their abilities. On the aural/oral days he would walk around the room to make sure everyone is on the right track with the dictation. He genuinely cares about the growth of each individual student.
His engagement with the class and making sure that everyone is following along while also giving enough different information that keeps all levels engaged and learning something new even if they already knew the basics of the material or understood it quickly. He is very good at estimating the general comprehension level of the class and not giving us anything we can't handle while still challenging us and keeping us engaged. Very approachable and helpful outside of class as well as in it.
Dr. Miller constantly gave us new music and new styles and genres of music to interest us in while we would be learning about a specific time period of music or writing style.
Making lessons fun by keeping lectures entertaining
Everything was effective, but I like the labs a lot
Solfege teaching was effective as well as rhythm
His beard
The variety of teaching techniques and the overall passion for teaching is very effective. I like all of the real-life examples and applications that make the class more relevant.
<ul style="list-style-type: none"> <li>–using solfege when singing passages/songs</li> <li>–the consistency of homework every week (assignment due on Tuesday, nothing Wednesday, and a lab due on thursday)</li> </ul>
One on one teaching
I liked the way Dr. Miller would explain the meter/rhythms in the written portion of class, and then those same concepts would appear in different dictations.
(same as Musicianship Written) excitement for teaching was contagious & real life examples were helpful, interesting, and lead to further exploration of the topic outside of class

## How could this instructor improve his/her teaching effectiveness?

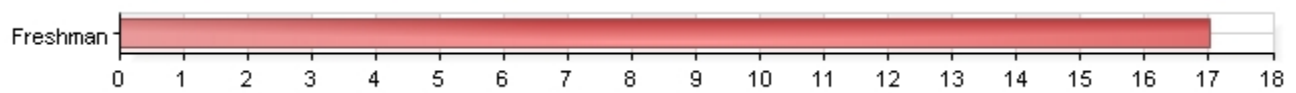
Comments
Perhaps more dictations in class. I find them to be very helpful. Other than that everything was incredibly well taught.
i dont know
–nothing I know of!
Again, he just needs to make sure he's taking care of himself.
More hands–on things would help. For example, in my high school theory class, we used the online supplementary materials to compose triads similar to how we did them in musicianship, but on a computer we could actually hear what we wrote. This was especially helpful in counterpoint.
Maybe slow down the teaching of some more challenging concepts
Slow down a little bit when teaching, sometimes I get behind during notes,
Avoiding getting distracted by tangential subjects
His current system is working pretty well, I think he should continue what he's been doing
Sol feggt
Provide clearer explanations to questions; "dumb it down" sometimes. Otherwise, everything else is very effective.
–slowing down when introducing new concepts
He is perfect to me
On the labs/assignments sometimes it could be a little jarring when there was something that we didn't go over in class appeared in a dictation . Overall however everything else is fantastic!
I wouldn't change anything.

## Demographics (data drawn from Banner)

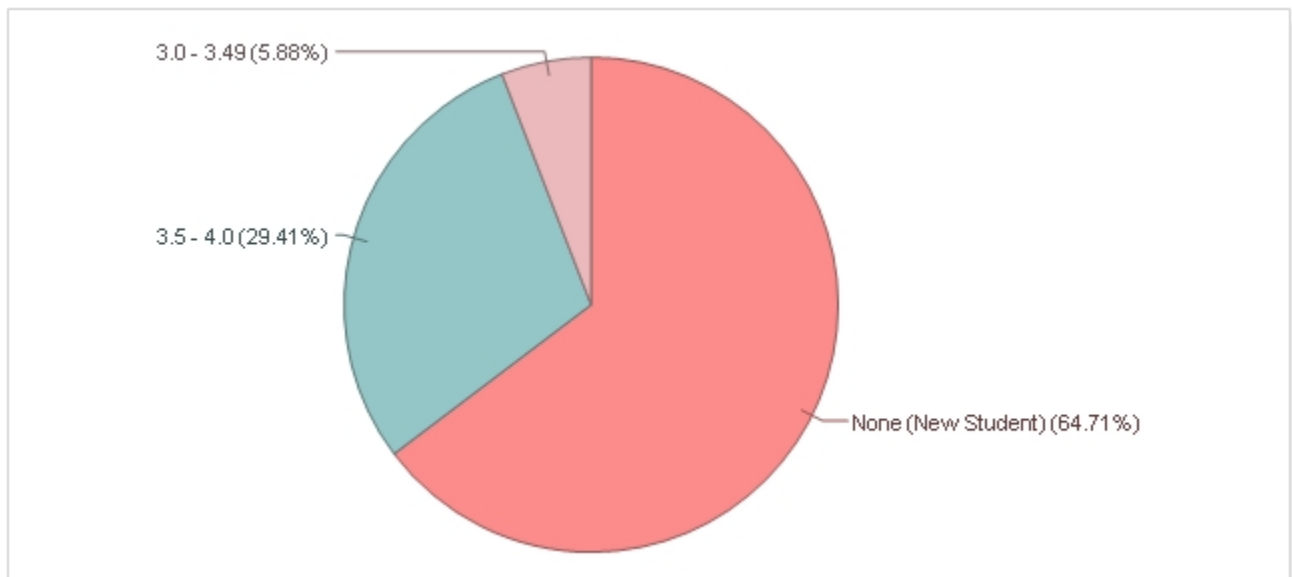
### Major



### Class Standing



### Cumulative GPA:



## **FALL 2018 - Faculty Member Report - for Musicianship I/Aural-Oral - MU-MUSC-111-02-201910 - Paul Miller**

### **SES 2.0 – Fall 2018 Student Evaluation Survey**

Project Audience 16

Responses Received 11

Response Ratio 68.75%

#### **Report Comments**

**Duquesne University**  
**Academic Affairs**  
**Report provided by Educational Technology**

**Creation Date** Fri, Jan 11, 2019

## Instructor Related Questions Table

Question	Instructor Average		Department Average (MUSC)		School Average (MU)		University	
	Mean	Median	Mean	Median	Mean	Median	Mean	Median
1. The instructor helped me to understand the material in this course.	4.91	5.00	4.67	5.00	4.54	5.00	4.24	5.00
2. The instructor was enthusiastic about teaching.	5.00	5.00	4.90	5.00	4.68	5.00	4.49	5.00
3. The assignments were helpful in acquiring a better understanding of course objectives.	4.82	5.00	4.63	5.00	4.49	5.00	4.21	5.00
4. The instructor treated students with respect.	4.91	5.00	4.84	5.00	4.65	5.00	4.53	5.00
5. The instructor encouraged students to seek help if needed.	5.00	5.00	4.80	5.00	4.62	5.00	4.43	5.00
6. The instructor created a learning environment in which students felt comfortable asking questions.	5.00	5.00	4.78	5.00	4.55	5.00	4.38	5.00
7. The instructor made it clear how student learning would be assessed.	4.82	5.00	4.67	5.00	4.50	5.00	4.30	5.00
8. The instructor returned graded materials within an appropriate time frame.	4.82	5.00	4.62	5.00	4.47	5.00	4.32	5.00
9. The instructor helped me to understand the relevance of this course.	4.82	5.00	4.70	5.00	4.58	5.00	4.31	5.00
10. Assistance from the instructor was readily available if I sought help.	5.00	5.00	4.74	5.00	4.54	5.00	4.38	5.00
11. The instructor provided constructive feedback on course assignments and exams.	4.73	5.00	4.68	5.00	4.54	5.00	4.20	5.00
12. The instructor responded to my communications in a timely manner.	4.91	5.00	4.78	5.00	4.59	5.00	4.35	5.00
13. The instructor used a variety of instructional strategies.	4.82	5.00	4.64	5.00	4.44	5.00	4.11	4.00
14. The instructor was well prepared for the course.	4.91	5.00	4.79	5.00	4.64	5.00	4.44	5.00
15. The instructor stimulated my thinking.	4.91	5.00	4.72	5.00	4.52	5.00	4.27	5.00
16. The instructor's explanations were clear.	4.73	5.00	4.65	5.00	4.42	5.00	4.15	5.00
17. Communication with the instructor was helpful.	4.82	5.00	4.78	5.00	4.55	5.00	4.28	5.00
18. The instructor was concerned with whether or not the students learned the material.	5.00	5.00	4.80	5.00	4.60	5.00	4.33	5.00
19. The objectives of the course were well explained.	4.91	5.00	4.71	5.00	4.53	5.00	4.29	5.00
<b>Overall</b>	4.89	-	4.73	-	4.55	-	4.32	-

## Questions by Domain

### I. Instructional Design

Question	Instructor Average		Department Average (MUSC)		School Average (MU)		University	
	Mean	Median	Mean	Median	Mean	Median	Mean	Median
3. The assignments were helpful in acquiring a better understanding of course objectives.	4.82	5.00	4.63	5.00	4.49	5.00	4.21	5.00
7. The instructor made it clear how student learning would be assessed.	4.82	5.00	4.67	5.00	4.50	5.00	4.30	5.00
11. The instructor provided constructive feedback on course assignments and exams.	4.73	5.00	4.68	5.00	4.54	5.00	4.20	5.00
<b>Overall</b>	4.79	-	4.66	-	4.51	-	4.24	-

### II. Instructional Delivery

Question	Instructor Average		Department Average (MUSC)		School Average (MU)		University	
	Mean	Median	Mean	Median	Mean	Median	Mean	Median
2. The instructor was enthusiastic about teaching.	5.00	5.00	4.90	5.00	4.68	5.00	4.49	5.00
9. The instructor helped me to understand the relevance of this course.	4.82	5.00	4.70	5.00	4.58	5.00	4.31	5.00
13. The instructor used a variety of instructional strategies.	4.82	5.00	4.64	5.00	4.44	5.00	4.11	4.00
14. The instructor was well prepared for the course.	4.91	5.00	4.79	5.00	4.64	5.00	4.44	5.00
16. The instructor's explanations were clear.	4.73	5.00	4.65	5.00	4.42	5.00	4.15	5.00
19. The objectives of the course were well explained.	4.91	5.00	4.71	5.00	4.53	5.00	4.29	5.00
<b>Overall</b>	4.86	-	4.73	-	4.55	-	4.30	-

### III. Attitudes Towards Student Learning

Question	Instructor Average		Department Average (MUSC)		School Average (MU)		University	
	Mean	Median	Mean	Median	Mean	Median	Mean	Median
1. The instructor helped me to understand the material in this course.	4.91	5.00	4.67	5.00	4.54	5.00	4.24	5.00
4. The instructor treated students with respect.	4.91	5.00	4.84	5.00	4.65	5.00	4.53	5.00
6. The instructor created a learning environment in which students felt comfortable asking questions.	5.00	5.00	4.78	5.00	4.55	5.00	4.38	5.00
8. The instructor returned graded materials within an appropriate time frame.	4.82	5.00	4.62	5.00	4.47	5.00	4.32	5.00
15. The instructor stimulated my thinking.	4.91	5.00	4.72	5.00	4.52	5.00	4.27	5.00
18. The instructor was concerned with whether or not the students learned the material.	5.00	5.00	4.80	5.00	4.60	5.00	4.33	5.00
<b>Overall</b>	4.92	-	4.74	-	4.56	-	4.35	-

### IV. Faculty Availability

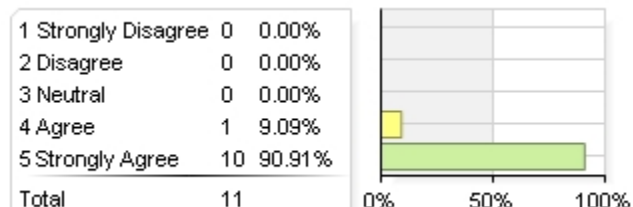
Question	Instructor Average		Department Average (MUSC)		School Average (MU)		University	
	Mean	Median	Mean	Median	Mean	Median	Mean	Median
5. The instructor encouraged students to seek help if needed.	5.00	5.00	4.80	5.00	4.62	5.00	4.43	5.00
10. Assistance from the instructor was readily available if I sought help.	5.00	5.00	4.74	5.00	4.54	5.00	4.38	5.00
12. The instructor responded to my communications in a timely manner.	4.91	5.00	4.78	5.00	4.59	5.00	4.35	5.00
17. Communication with the instructor was helpful.	4.82	5.00	4.78	5.00	4.55	5.00	4.28	5.00
<b>Overall</b>	4.93	-	4.77	-	4.58	-	4.36	-



## Instructor Related Questions

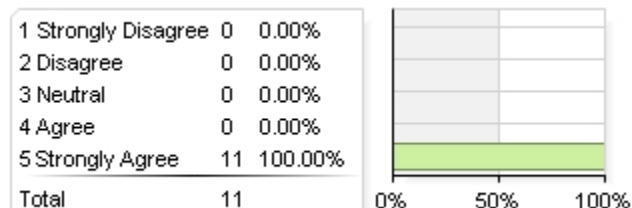
Competency Statistics	Value
Mean	4.89
Median	5.00
Standard Deviation	0.35

1. The instructor helped me to understand the material in this course.



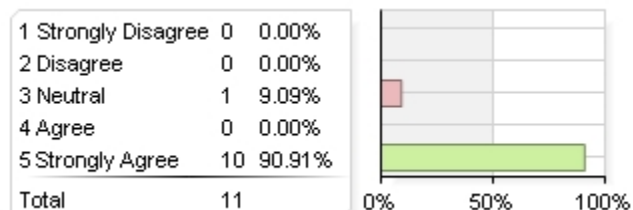
Statistics	Value
Response Count	11
Mean	4.91
Median	5.00

2. The instructor was enthusiastic about teaching.



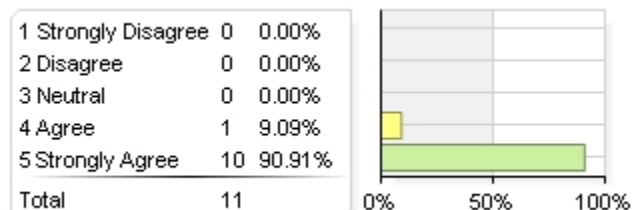
Statistics	Value
Response Count	11
Mean	5.00
Median	5.00

3. The assignments were helpful in acquiring a better understanding of course objectives.



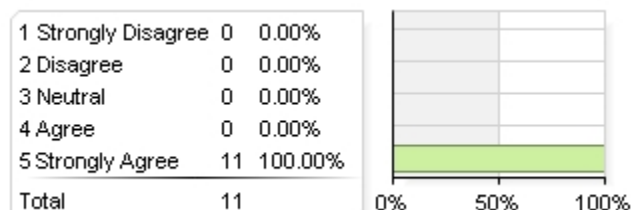
Statistics	Value
Response Count	11
Mean	4.82
Median	5.00

4. The instructor treated students with respect.



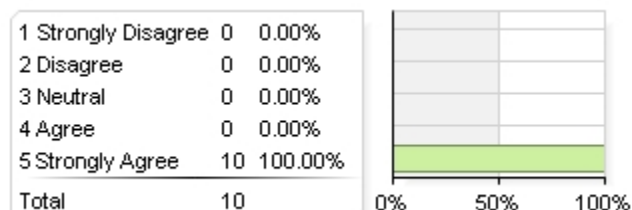
Statistics	Value
Response Count	11
Mean	4.91
Median	5.00

5. The instructor encouraged students to seek help if needed.



Statistics	Value
Response Count	11
Mean	5.00
Median	5.00

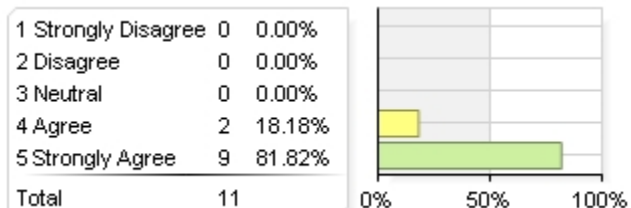
6. The instructor created a learning environment in which students felt comfortable asking questions.



Statistics	Value
Response Count	10
Mean	5.00
Median	5.00

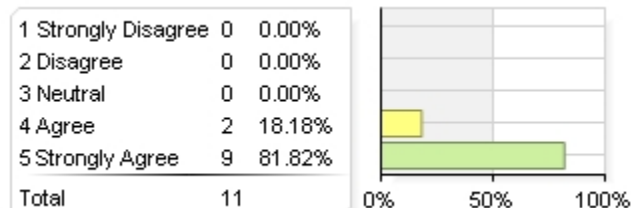
## Instructor Related Questions (continued)

7. The instructor made it clear how student learning would be assessed.



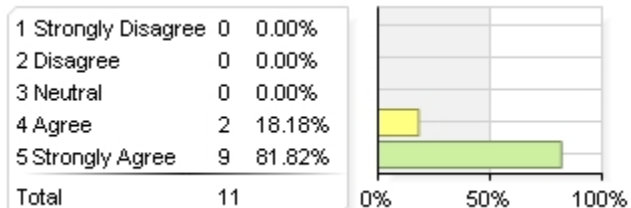
Statistics	Value
Response Count	11
Mean	4.82
Median	5.00

8. The instructor returned graded materials within an appropriate time frame.



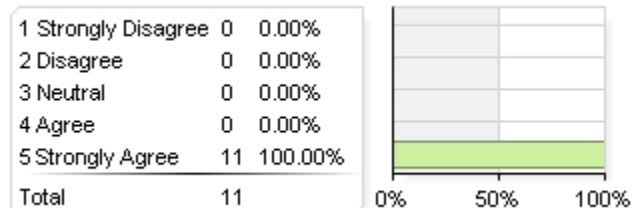
Statistics	Value
Response Count	11
Mean	4.82
Median	5.00

9. The instructor helped me to understand the relevance of this course.



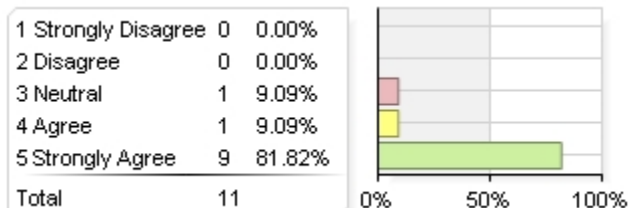
Statistics	Value
Response Count	11
Mean	4.82
Median	5.00

10. Assistance from the instructor was readily available if I sought help.



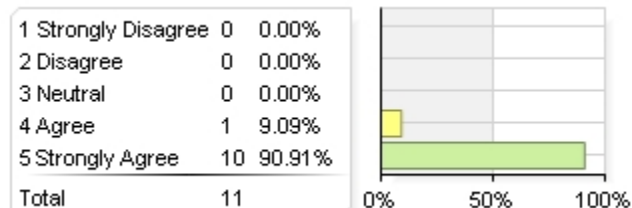
Statistics	Value
Response Count	11
Mean	5.00
Median	5.00

11. The instructor provided constructive feedback on course assignments and exams.



Statistics	Value
Response Count	11
Mean	4.73
Median	5.00

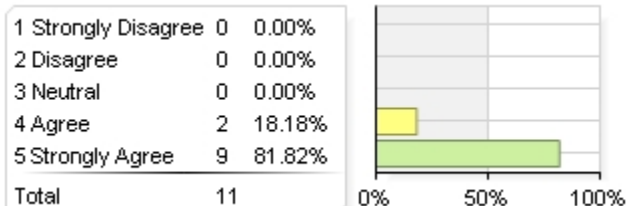
12. The instructor responded to my communications in a timely manner.



Statistics	Value
Response Count	11
Mean	4.91
Median	5.00

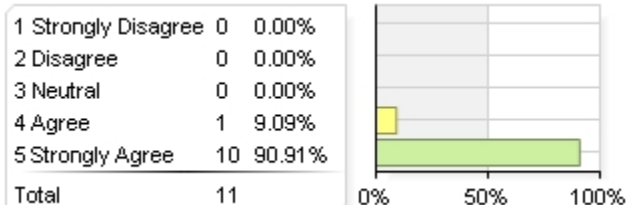
**Instructor Related Questions (continued)**

13. The instructor used a variety of instructional strategies.



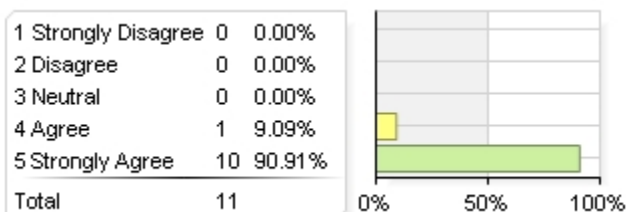
Statistics	Value
Response Count	11
Mean	4.82
Median	5.00

14. The instructor was well prepared for the course.



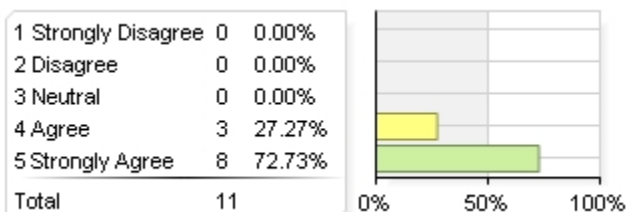
Statistics	Value
Response Count	11
Mean	4.91
Median	5.00

15. The instructor stimulated my thinking.



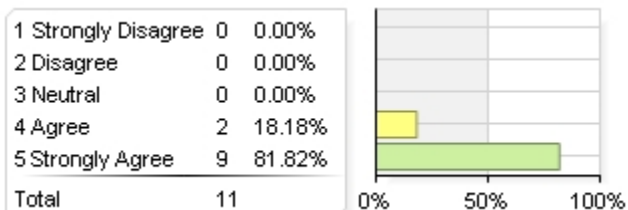
Statistics	Value
Response Count	11
Mean	4.91
Median	5.00

16. The instructor's explanations were clear.



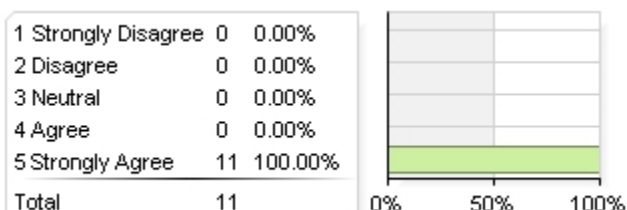
Statistics	Value
Response Count	11
Mean	4.73
Median	5.00

17. Communication with the instructor was helpful.



Statistics	Value
Response Count	11
Mean	4.82
Median	5.00

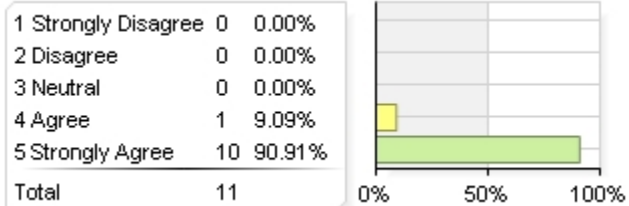
18. The instructor was concerned with whether or not the students learned the material.



Statistics	Value
Response Count	11
Mean	5.00
Median	5.00

## Instructor Related Questions (continued)

19. The objectives of the course were well explained.




Statistics	Value
Response Count	11
Mean	4.91
Median	5.00

## Question Ranking

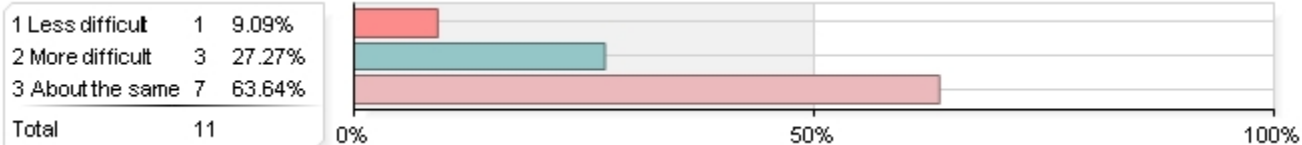
Highest Ranking		
1	The instructor was enthusiastic about teaching.	5.00
2	The instructor encouraged students to seek help if needed.	5.00
3	The instructor created a learning environment in which students felt comfortable asking questions.	5.00

Lowest Ranking		
1	The instructor provided constructive feedback on course assignments and exams.	4.73
2	The instructor's explanations were clear.	4.73
3	The assignments were helpful in acquiring a better understanding of course objectives.	4.82

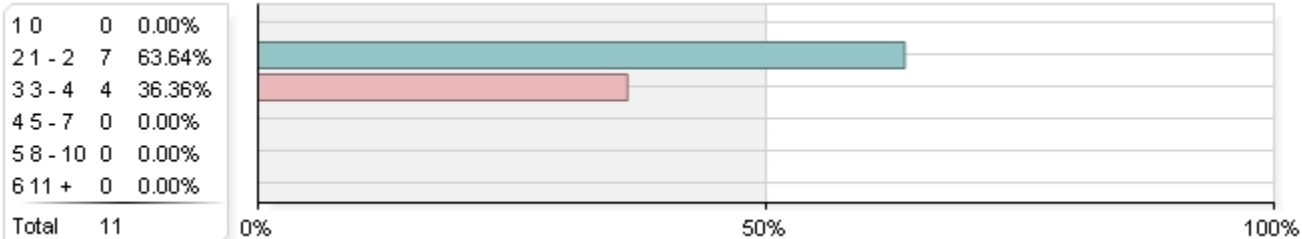
**This course was:**



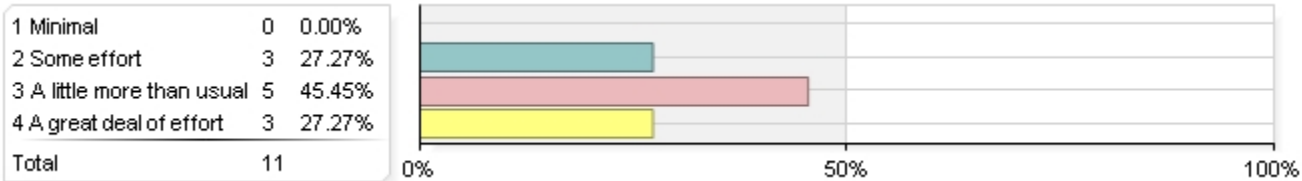
**As compared to other courses, I found the level of difficulty of this course to be:**



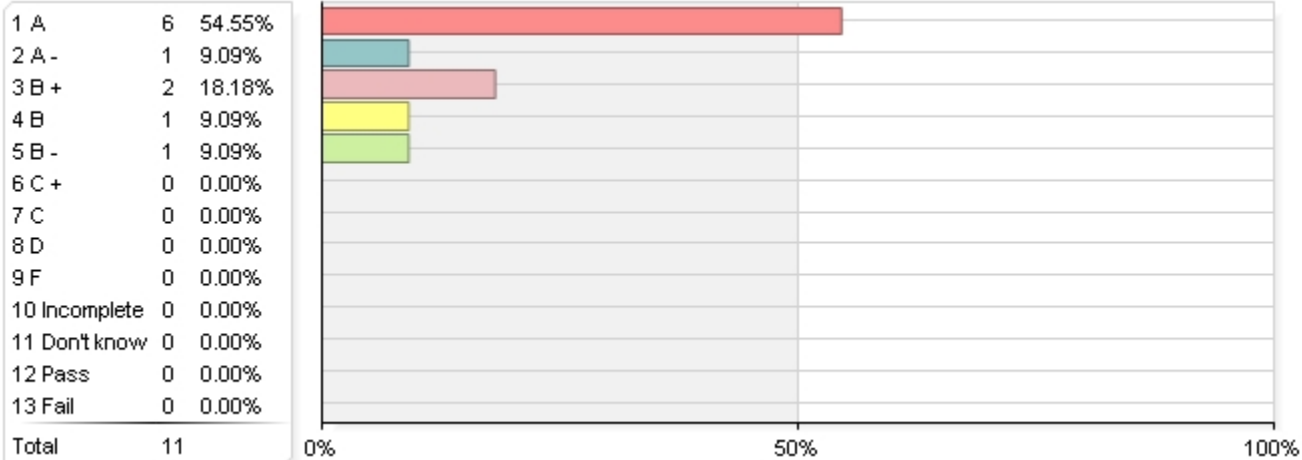
**Hours per week devoted to this course outside of class:**



**I would assess the effort I made in this course as:**



**Expected grade in this course:**



## What aspects of the instructor's teaching were most effective?

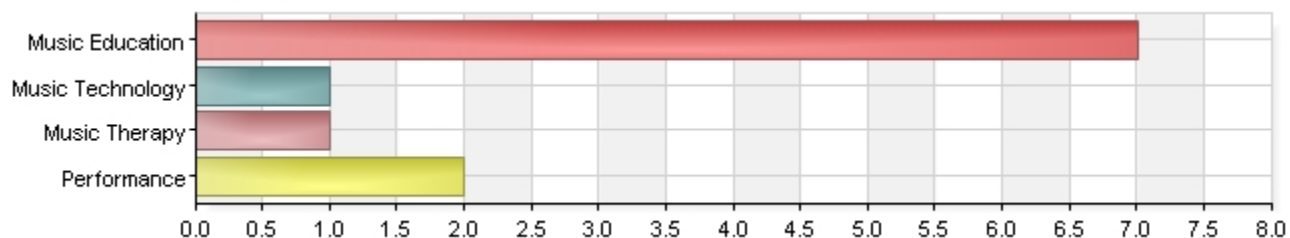
Comments
He is very good at making sure the pace of the class is always moving. There aren't many pauses and we are always keeping busy. He explains different concepts in different ways so people with different learning styles can still understand what he is talking about. He would also sing with us if we needed extra help as well. Having us sing alone or with small groups of people is also extremely helpful.
I found his teaching methods were helpful. I like when he uses the piano to help us understand what certain things sound like.
His in-class examples and activities and examples where we would all sing and conduct something. Also practice with dictations
Dr. Miller is funny while teaching and is very very effective in what he does. I absolutely love going to his class :)
Student examples
Miller taught the class with such enthusiasm and wanted students to ask questions and answered them perfectly. He's probably the best professor for theory and he's amazing. He knows everything about theory from front to back
Very enthusiastic and helpful during instruction
Encouraging group participation was most effective because it made students feel comfortable making mistakes and learning from them.
He uses visual examples of every lesson we learn. This helps put the lessons in context and makes it easier to understand why and how music theory is studied.
The teacher is always enthusiastic and willing to answer questions which keeps the class engaged.

## How could this instructor improve his/her teaching effectiveness?

Comments
He could maybe slow down slightly when it comes to more difficult topics. Also, having a time for questions if needed would be great for the people who need it. With my class, we don't normally have this issue but I could see it being an issue in other classes and this would slow the pace of the class.
Honestly, he just did a fantastic job. I was lucky to have him.
I love his teaching style. If anything I would like to have more practice with aural skills and less with reading music.
As much as I love Synthie, it has no place in the classroom when it comes to counterpoint. If the instrument were capable of playing multiple notes, then sure. But until you can find a synthesizer capable of this, keep synths out of the class.
He couldn't improve his teaching more
Possibly spending more time on more difficult topics
Sometimes individual students were asked to perform something in front of the class. Having never gone through the material before and/or not being confident about their voice made them self-conscious about their ability and less inclined to participate. Making sure everyone performs something with at least one other student would help a lot.
I wish we had official study/tutor groups run by a TA as well as more one on one meetings with Dr. Miller on what we need to improve upon.

## Demographics (data drawn from Banner)

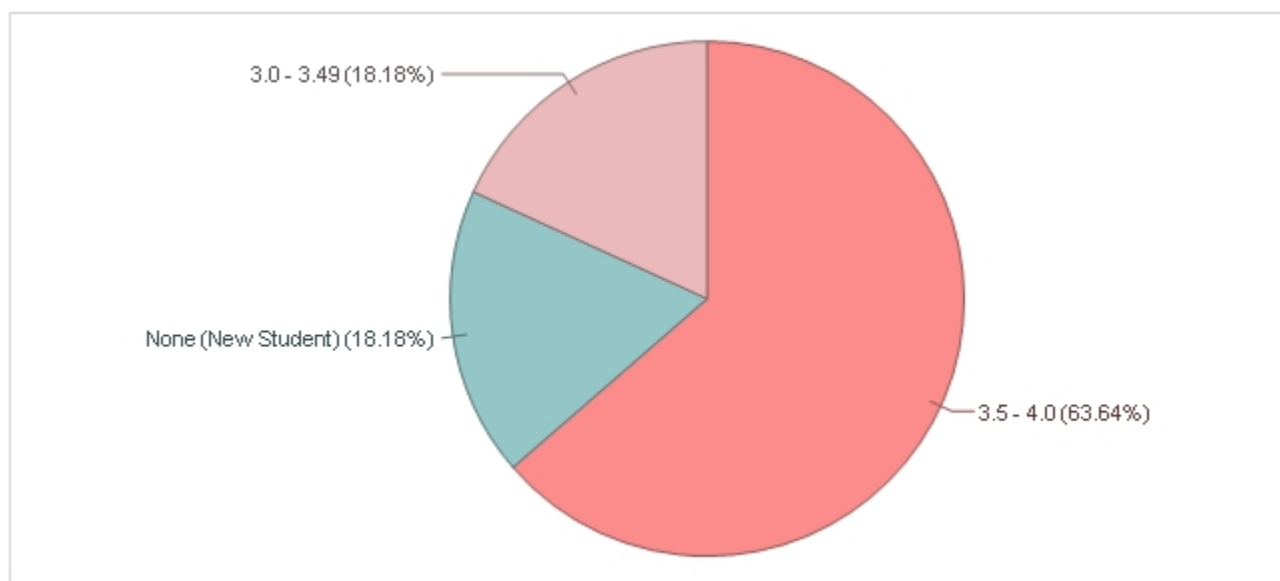
### Major



### Class Standing



### Cumulative GPA:



## **FALL 2018 - Faculty Member Report - for Musicianship I/Written - MU-MUSC-101-01-201910 - Paul Miller**

### **SES 2.0 – Fall 2018 Student Evaluation Survey**

Project Audience 20

Responses Received 18

Response Ratio 90.0%

#### **Report Comments**

**Duquesne University**  
**Academic Affairs**  
**Report provided by Educational Technology**

**Creation Date** Fri, Jan 11, 2019



## Instructor Related Questions Table

Question	Instructor Average		Department Average (MUSC)		School Average (MU)		University	
	Mean	Median	Mean	Median	Mean	Median	Mean	Median
1. The instructor helped me to understand the material in this course.	4.89	5.00	4.67	5.00	4.54	5.00	4.24	5.00
2. The instructor was enthusiastic about teaching.	5.00	5.00	4.90	5.00	4.68	5.00	4.49	5.00
3. The assignments were helpful in acquiring a better understanding of course objectives.	4.89	5.00	4.63	5.00	4.49	5.00	4.21	5.00
4. The instructor treated students with respect.	4.83	5.00	4.84	5.00	4.65	5.00	4.53	5.00
5. The instructor encouraged students to seek help if needed.	4.94	5.00	4.80	5.00	4.62	5.00	4.43	5.00
6. The instructor created a learning environment in which students felt comfortable asking questions.	4.94	5.00	4.78	5.00	4.55	5.00	4.38	5.00
7. The instructor made it clear how student learning would be assessed.	4.83	5.00	4.67	5.00	4.50	5.00	4.30	5.00
8. The instructor returned graded materials within an appropriate time frame.	4.89	5.00	4.62	5.00	4.47	5.00	4.32	5.00
9. The instructor helped me to understand the relevance of this course.	4.94	5.00	4.70	5.00	4.58	5.00	4.31	5.00
10. Assistance from the instructor was readily available if I sought help.	4.94	5.00	4.74	5.00	4.54	5.00	4.38	5.00
11. The instructor provided constructive feedback on course assignments and exams.	4.89	5.00	4.68	5.00	4.54	5.00	4.20	5.00
12. The instructor responded to my communications in a timely manner.	4.89	5.00	4.78	5.00	4.59	5.00	4.35	5.00
13. The instructor used a variety of instructional strategies.	4.78	5.00	4.64	5.00	4.44	5.00	4.11	4.00
14. The instructor was well prepared for the course.	4.89	5.00	4.79	5.00	4.64	5.00	4.44	5.00
15. The instructor stimulated my thinking.	4.89	5.00	4.72	5.00	4.52	5.00	4.27	5.00
16. The instructor's explanations were clear.	4.78	5.00	4.65	5.00	4.42	5.00	4.15	5.00
17. Communication with the instructor was helpful.	4.94	5.00	4.78	5.00	4.55	5.00	4.28	5.00
18. The instructor was concerned with whether or not the students learned the material.	4.94	5.00	4.80	5.00	4.60	5.00	4.33	5.00
19. The objectives of the course were well explained.	4.83	5.00	4.71	5.00	4.53	5.00	4.29	5.00
<b>Overall</b>	4.89	-	4.73	-	4.55	-	4.32	-

## Questions by Domain

### I. Instructional Design

Question	Instructor Average		Department Average (MUSC)		School Average (MU)		University	
	Mean	Median	Mean	Median	Mean	Median	Mean	Median
3. The assignments were helpful in acquiring a better understanding of course objectives.	4.89	5.00	4.63	5.00	4.49	5.00	4.21	5.00
7. The instructor made it clear how student learning would be assessed.	4.83	5.00	4.67	5.00	4.50	5.00	4.30	5.00
11. The instructor provided constructive feedback on course assignments and exams.	4.89	5.00	4.68	5.00	4.54	5.00	4.20	5.00
<b>Overall</b>	4.87	-	4.66	-	4.51	-	4.24	-

### II. Instructional Delivery

Question	Instructor Average		Department Average (MUSC)		School Average (MU)		University	
	Mean	Median	Mean	Median	Mean	Median	Mean	Median
2. The instructor was enthusiastic about teaching.	5.00	5.00	4.90	5.00	4.68	5.00	4.49	5.00
9. The instructor helped me to understand the relevance of this course.	4.94	5.00	4.70	5.00	4.58	5.00	4.31	5.00
13. The instructor used a variety of instructional strategies.	4.78	5.00	4.64	5.00	4.44	5.00	4.11	4.00
14. The instructor was well prepared for the course.	4.89	5.00	4.79	5.00	4.64	5.00	4.44	5.00
16. The instructor's explanations were clear.	4.78	5.00	4.65	5.00	4.42	5.00	4.15	5.00
19. The objectives of the course were well explained.	4.83	5.00	4.71	5.00	4.53	5.00	4.29	5.00
<b>Overall</b>	4.87	-	4.73	-	4.55	-	4.30	-

### III. Attitudes Towards Student Learning

Question	Instructor Average		Department Average (MUSC)		School Average (MU)		University	
	Mean	Median	Mean	Median	Mean	Median	Mean	Median
1. The instructor helped me to understand the material in this course.	4.89	5.00	4.67	5.00	4.54	5.00	4.24	5.00
4. The instructor treated students with respect.	4.83	5.00	4.84	5.00	4.65	5.00	4.53	5.00
6. The instructor created a learning environment in which students felt comfortable asking questions.	4.94	5.00	4.78	5.00	4.55	5.00	4.38	5.00
8. The instructor returned graded materials within an appropriate time frame.	4.89	5.00	4.62	5.00	4.47	5.00	4.32	5.00
15. The instructor stimulated my thinking.	4.89	5.00	4.72	5.00	4.52	5.00	4.27	5.00
18. The instructor was concerned with whether or not the students learned the material.	4.94	5.00	4.80	5.00	4.60	5.00	4.33	5.00
<b>Overall</b>	4.90	-	4.74	-	4.56	-	4.35	-

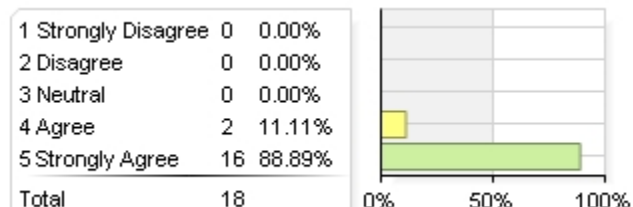
### IV. Faculty Availability

Question	Instructor Average		Department Average (MUSC)		School Average (MU)		University	
	Mean	Median	Mean	Median	Mean	Median	Mean	Median
5. The instructor encouraged students to seek help if needed.	4.94	5.00	4.80	5.00	4.62	5.00	4.43	5.00
10. Assistance from the instructor was readily available if I sought help.	4.94	5.00	4.74	5.00	4.54	5.00	4.38	5.00
12. The instructor responded to my communications in a timely manner.	4.89	5.00	4.78	5.00	4.59	5.00	4.35	5.00
17. Communication with the instructor was helpful.	4.94	5.00	4.78	5.00	4.55	5.00	4.28	5.00
<b>Overall</b>	4.93	-	4.77	-	4.58	-	4.36	-

## Instructor Related Questions

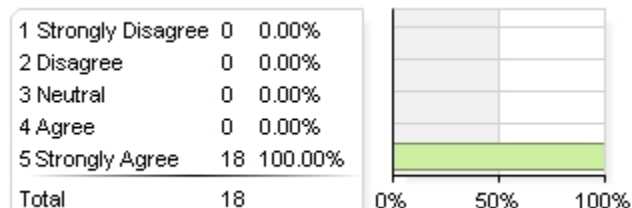
Competency Statistics	Value
Mean	4.89
Median	5.00
Standard Deviation	0.33

1. The instructor helped me to understand the material in this course.



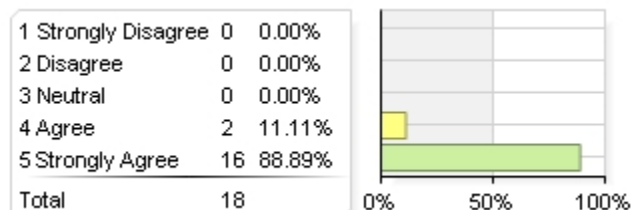
Statistics	Value
Response Count	18
Mean	4.89
Median	5.00

2. The instructor was enthusiastic about teaching.



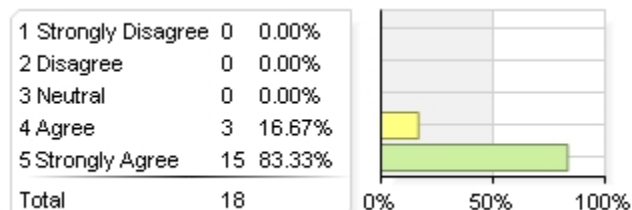
Statistics	Value
Response Count	18
Mean	5.00
Median	5.00

3. The assignments were helpful in acquiring a better understanding of course objectives.



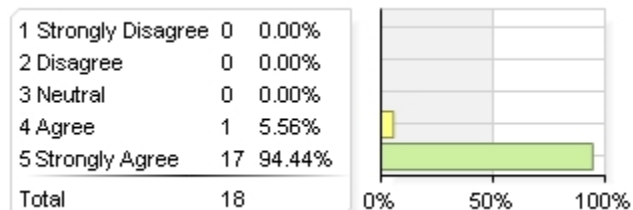
Statistics	Value
Response Count	18
Mean	4.89
Median	5.00

4. The instructor treated students with respect.



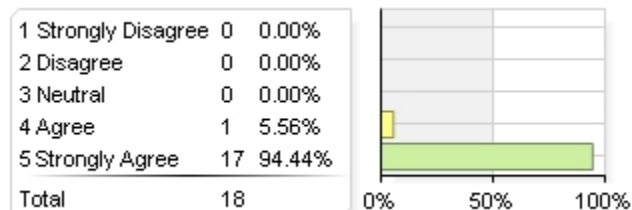
Statistics	Value
Response Count	18
Mean	4.83
Median	5.00

5. The instructor encouraged students to seek help if needed.



Statistics	Value
Response Count	18
Mean	4.94
Median	5.00

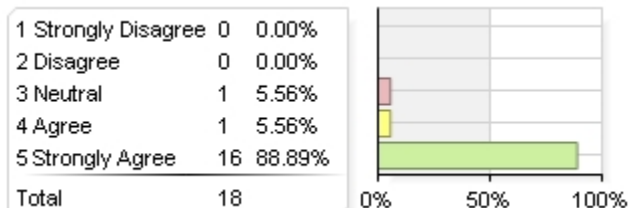
6. The instructor created a learning environment in which students felt comfortable asking questions.



Statistics	Value
Response Count	18
Mean	4.94
Median	5.00

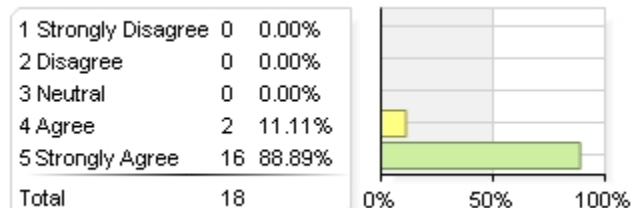
## Instructor Related Questions (continued)

7. The instructor made it clear how student learning would be assessed.



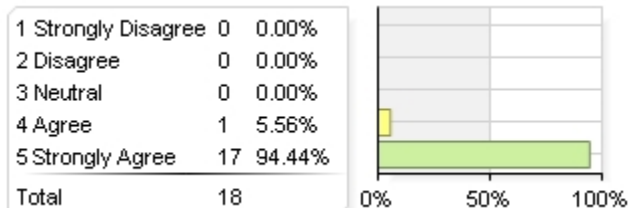
Statistics	Value
Response Count	18
Mean	4.83
Median	5.00

8. The instructor returned graded materials within an appropriate time frame.



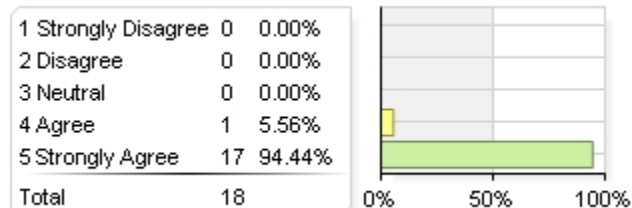
Statistics	Value
Response Count	18
Mean	4.89
Median	5.00

9. The instructor helped me to understand the relevance of this course.



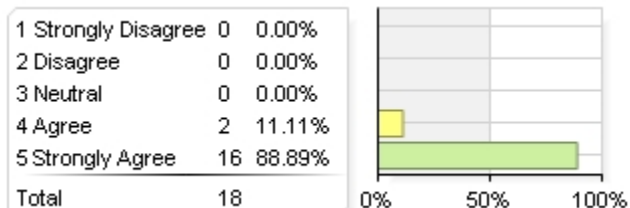
Statistics	Value
Response Count	18
Mean	4.94
Median	5.00

10. Assistance from the instructor was readily available if I sought help.



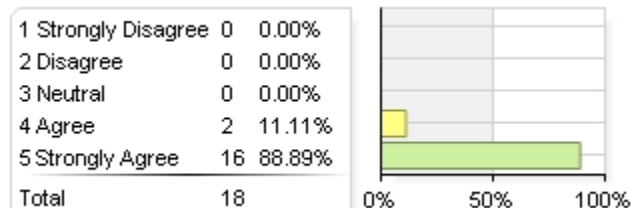
Statistics	Value
Response Count	18
Mean	4.94
Median	5.00

11. The instructor provided constructive feedback on course assignments and exams.



Statistics	Value
Response Count	18
Mean	4.89
Median	5.00

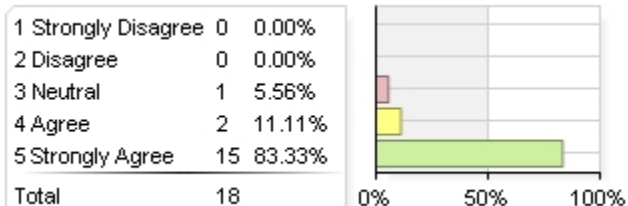
12. The instructor responded to my communications in a timely manner.



Statistics	Value
Response Count	18
Mean	4.89
Median	5.00

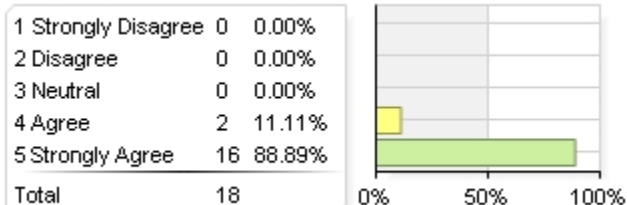
**Instructor Related Questions (continued)**

13. The instructor used a variety of instructional strategies.



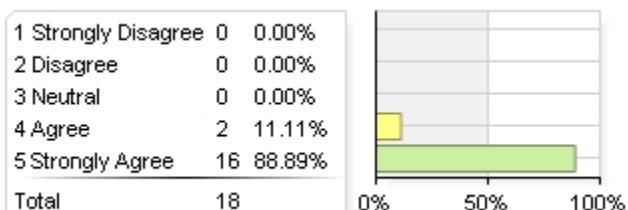
Statistics	Value
Response Count	18
Mean	4.78
Median	5.00

14. The instructor was well prepared for the course.



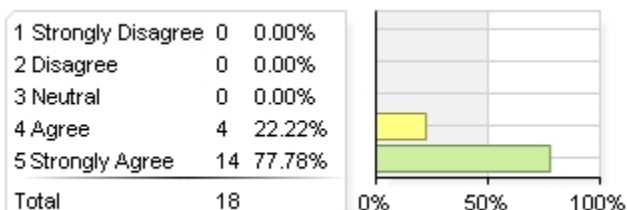
Statistics	Value
Response Count	18
Mean	4.89
Median	5.00

15. The instructor stimulated my thinking.



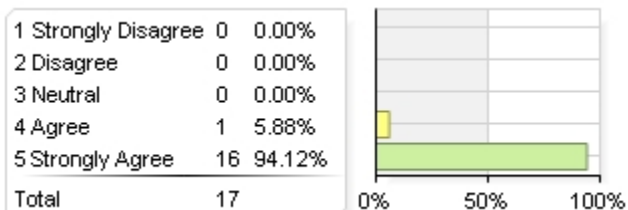
Statistics	Value
Response Count	18
Mean	4.89
Median	5.00

16. The instructor's explanations were clear.



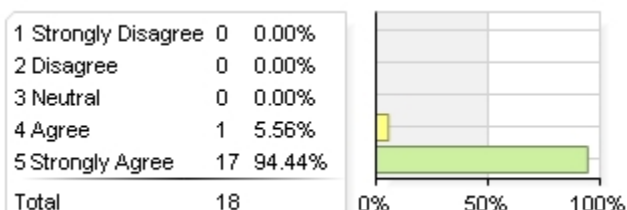
Statistics	Value
Response Count	18
Mean	4.78
Median	5.00

17. Communication with the instructor was helpful.



Statistics	Value
Response Count	17
Mean	4.94
Median	5.00

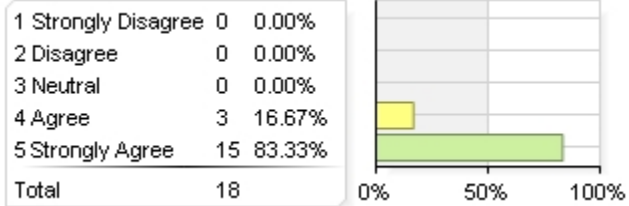
18. The instructor was concerned with whether or not the students learned the material.



Statistics	Value
Response Count	18
Mean	4.94
Median	5.00

## Instructor Related Questions (continued)

19. The objectives of the course were well explained.



Statistics	Value
Response Count	18
Mean	4.83
Median	5.00

## Question Ranking

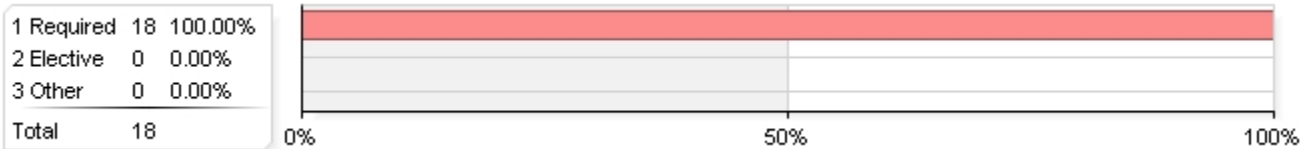
### Highest Ranking

1	The instructor was enthusiastic about teaching.	5.00
2	The instructor encouraged students to seek help if needed.	4.94
3	The instructor created a learning environment in which students felt comfortable asking questions.	4.94

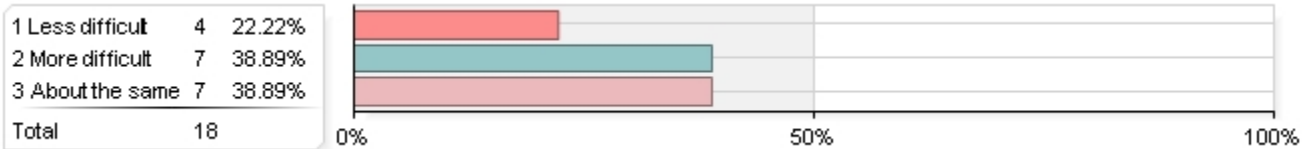
### Lowest Ranking

1	The instructor used a variety of instructional strategies.	4.78
2	The instructor's explanations were clear.	4.78
3	The instructor treated students with respect.	4.83

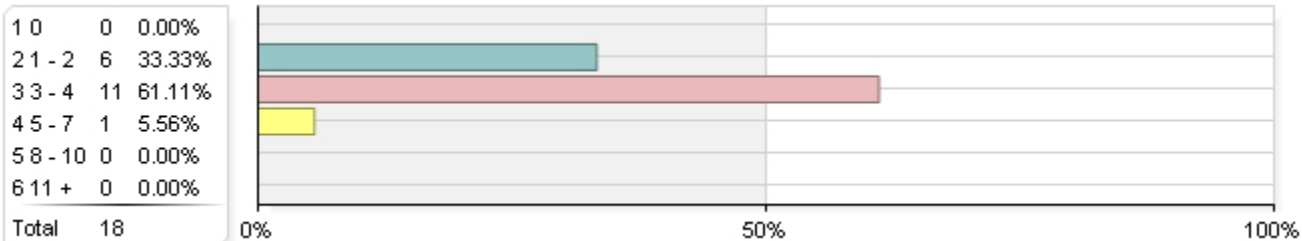
**This course was:**



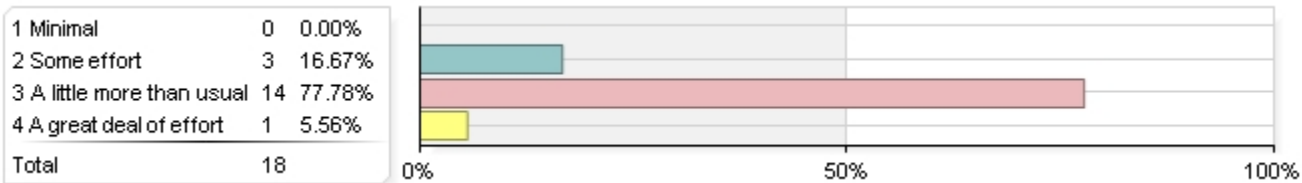
**As compared to other courses, I found the level of difficulty of this course to be:**



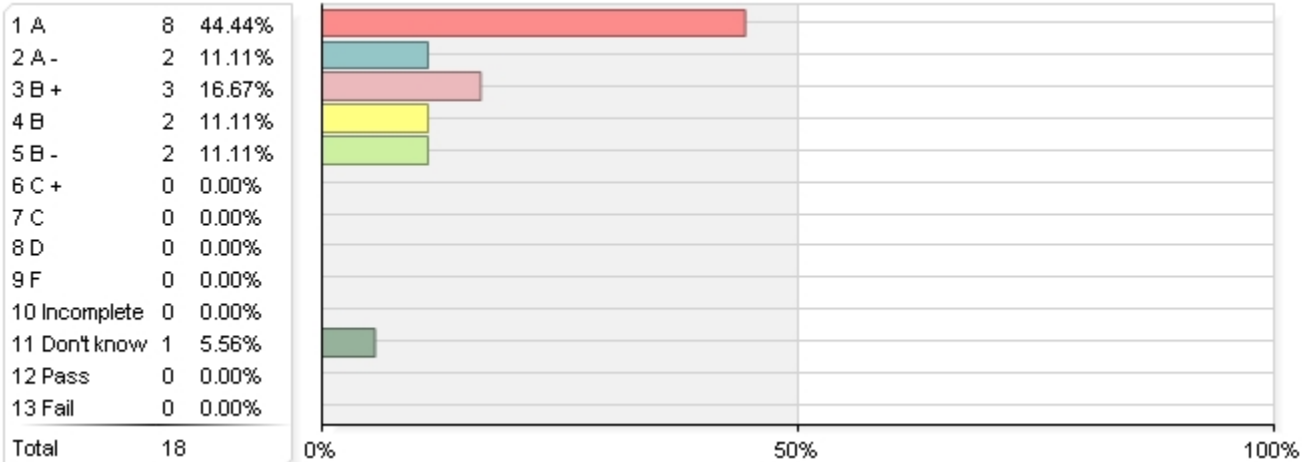
**Hours per week devoted to this course outside of class:**



**I would assess the effort I made in this course as:**



**Expected grade in this course:**





## What aspects of the instructor's teaching were most effective?

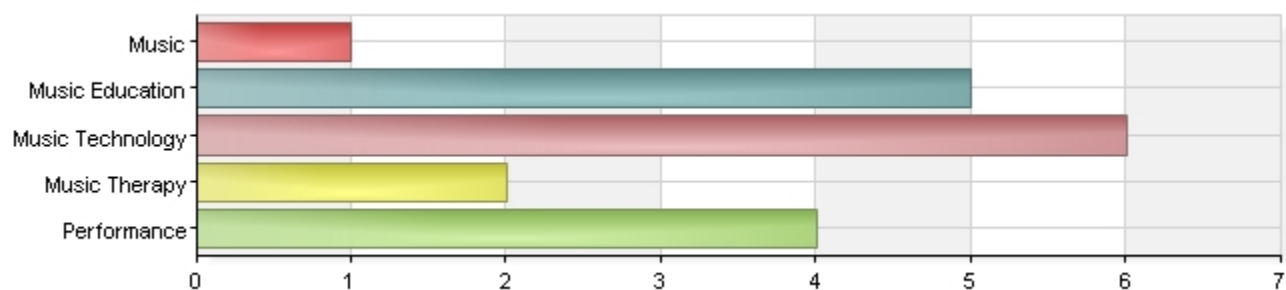
Comments
Paul is always upbeat, and his humorous yet serious teaching style does well to help me pay attention. Also hes a very good looking man!
Dr Miller did a great job in all aspects of the class. He excels in his availability and plethora of resources that are available for his students.
Showing examples and helping by having students do examples in class.
–Taking time to explain the different ways to go about the same thing is very beneficial –scaffolds learning, good pace
Dr. Miller made every person in the class feel like they helped bring something to the table, putting a symbolic magnifying glass on every student's importance in the music school. Also, in areas where students struggled, he had no problem giving further explanation for a topic when needed.
Working through things slowly and thoroughly helped a lot. Articulate and clear explanations were also very effective.
He always seems so genuinely excited about what he is teaching, which makes me more excited to learn and understand the material. Also, he always calls on random people, which forces everyone to stay alert and engaged.
Amazing teacher, musician, and person.
This instructor kept us engaged and focused during class.
Making lessons enjoyable and stimualating by making them fun
He helps everyone
I like the assignments and the videos that go with them
PAUL MILLER IS THE BEST TEACHER I'VE EVER HAD IN MY LIFE I CANNOT STRESS THIS ENOUGH I thought this class was going to be a snooze fest because I already took AP music theory and then it BLEW MY MIND . Dr Miller motivates us all to do well not scaring us with point deductions or judging us but by being awesome and providing an environment where we all really WANT to learn.
His beard
The variety of teaching techniques helped to make the class interesting. I loved the outside examples from all different genres of music.
okay first of all I don't think I should be in this class. I should have definitely been in intensive because I struggle to keep up in the class a lot which has nothing to do with Dr. Miller's teaching. So I struggled more in this class than my peers. But I really liked how he ran the overall class. It was quick paced (which again probably wasn't best for me) so nothing dragged
I really liked the explanations Dr. Miller gave for each concept. A lot of the material I already knew from previous experiences, but it was cool getting a different perspective. A lot of times it actually helped me understand the material better than I did previously.
His excitement for the subject was contagious in the best way possible, and his "real life" examples when applying concepts were both helpful and fascinating enough for me to explore some of the examples from class, outside of class.

## How could this instructor improve his/her teaching effectiveness?

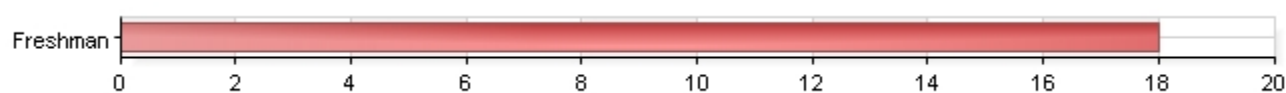
Comments
great question
I don't think there's really anything he can do better.
A verity of ways to do certain examples. Find what works for the student.
—encourage practice through websites like theory.net and stuff other than just the homework assignments, people understand the basic concepts but are not too strong on them.
All in all, I just want Dr. Miller to make sure he makes the time to take care of himself, especially after having the baby. He's an immaculate theory teacher, through and through, but he needs to keep a check on his personal health and well-being every now and again with this challenge of a newly created family.
More hands-on things would help. For example, in my high school theory class, we used the online supplementary materials to compose triads similar to how we did them in musicianship, but on a computer we could actually hear what we wrote. This was especially helpful in counterpoint.
Maybe more in class activities to get us more involved and test our knowledge
Slow down at times during notes
Stay a little more focused during class, the tangents are fun but distract from learning
Nothing
He couldn't
GIVE US MORE PAUL MILLER. I want this class to be longer and every day for the rest of my life this class is INCREDIBLE
something to do with sol feggt
Sometimes provide simpler explanations when a concept appears more difficult.
For me, slowing down would have helped a lot but that is just how his class is supposed to be. Also having theory more than three times a week would help me to retain information and keep me always thinking about it than having a 4 day break from theory between Thursday and Monday
I found the teaching to be extremely effective!
I wouldn't change anything.

## Demographics (data drawn from Banner)

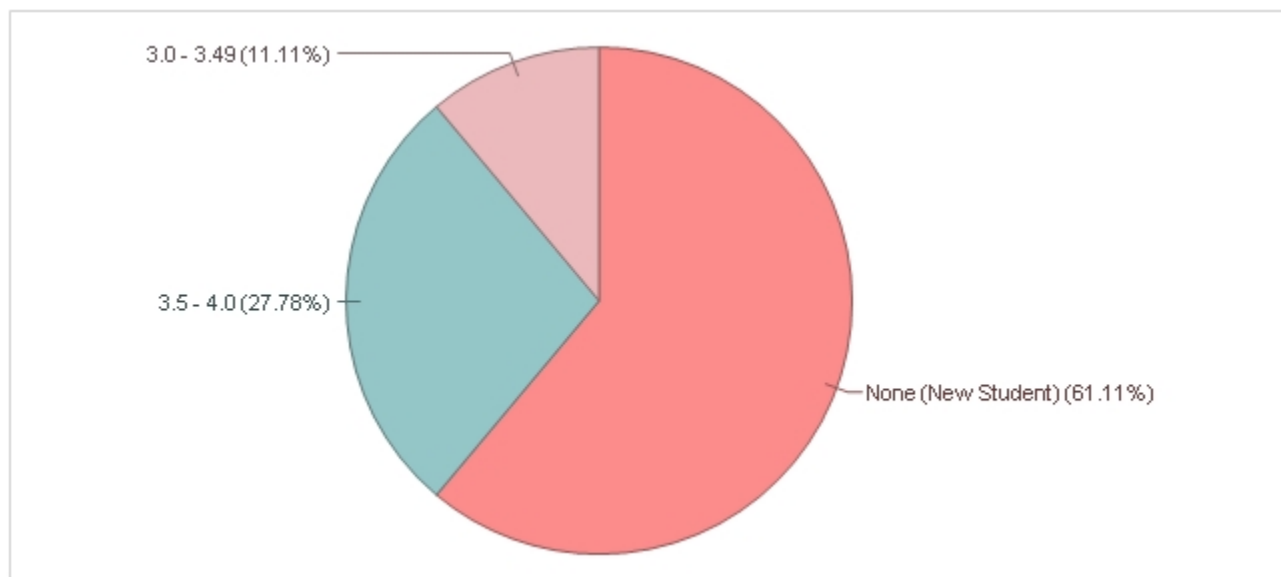
### Major



### Class Standing



### Cumulative GPA:



## **FALL 2018 - Faculty Member Report - for Musicianship I/Written - MU-MUSC-101-02-201910 - Paul Miller**

### **SES 2.0 – Fall 2018 Student Evaluation Survey**

Project Audience 16

Responses Received 11

Response Ratio 68.75%

#### **Report Comments**

**Duquesne University**

**Academic Affairs**

**Report provided by Educational Technology**

**Creation Date** Fri, Jan 11, 2019

## Instructor Related Questions Table

Question	Instructor Average		Department Average (MUSC)		School Average (MU)		University	
	Mean	Median	Mean	Median	Mean	Median	Mean	Median
1. The instructor helped me to understand the material in this course.	4.91	5.00	4.67	5.00	4.54	5.00	4.24	5.00
2. The instructor was enthusiastic about teaching.	5.00	5.00	4.90	5.00	4.68	5.00	4.49	5.00
3. The assignments were helpful in acquiring a better understanding of course objectives.	4.82	5.00	4.63	5.00	4.49	5.00	4.21	5.00
4. The instructor treated students with respect.	5.00	5.00	4.84	5.00	4.65	5.00	4.53	5.00
5. The instructor encouraged students to seek help if needed.	5.00	5.00	4.80	5.00	4.62	5.00	4.43	5.00
6. The instructor created a learning environment in which students felt comfortable asking questions.	5.00	5.00	4.78	5.00	4.55	5.00	4.38	5.00
7. The instructor made it clear how student learning would be assessed.	4.91	5.00	4.67	5.00	4.50	5.00	4.30	5.00
8. The instructor returned graded materials within an appropriate time frame.	4.82	5.00	4.62	5.00	4.47	5.00	4.32	5.00
9. The instructor helped me to understand the relevance of this course.	4.91	5.00	4.70	5.00	4.58	5.00	4.31	5.00
10. Assistance from the instructor was readily available if I sought help.	4.91	5.00	4.74	5.00	4.54	5.00	4.38	5.00
11. The instructor provided constructive feedback on course assignments and exams.	4.91	5.00	4.68	5.00	4.54	5.00	4.20	5.00
12. The instructor responded to my communications in a timely manner.	4.91	5.00	4.78	5.00	4.59	5.00	4.35	5.00
13. The instructor used a variety of instructional strategies.	4.73	5.00	4.64	5.00	4.44	5.00	4.11	4.00
14. The instructor was well prepared for the course.	4.82	5.00	4.79	5.00	4.64	5.00	4.44	5.00
15. The instructor stimulated my thinking.	4.91	5.00	4.72	5.00	4.52	5.00	4.27	5.00
16. The instructor's explanations were clear.	4.73	5.00	4.65	5.00	4.42	5.00	4.15	5.00
17. Communication with the instructor was helpful.	4.91	5.00	4.78	5.00	4.55	5.00	4.28	5.00
18. The instructor was concerned with whether or not the students learned the material.	5.00	5.00	4.80	5.00	4.60	5.00	4.33	5.00
19. The objectives of the course were well explained.	4.91	5.00	4.71	5.00	4.53	5.00	4.29	5.00
<b>Overall</b>	4.90	-	4.73	-	4.55	-	4.32	-

## Questions by Domain

### I. Instructional Design

Question	Instructor Average		Department Average (MUSC)		School Average (MU)		University	
	Mean	Median	Mean	Median	Mean	Median	Mean	Median
3. The assignments were helpful in acquiring a better understanding of course objectives.	4.82	5.00	4.63	5.00	4.49	5.00	4.21	5.00
7. The instructor made it clear how student learning would be assessed.	4.91	5.00	4.67	5.00	4.50	5.00	4.30	5.00
11. The instructor provided constructive feedback on course assignments and exams.	4.91	5.00	4.68	5.00	4.54	5.00	4.20	5.00
<b>Overall</b>	4.88	-	4.66	-	4.51	-	4.24	-

### II. Instructional Delivery

Question	Instructor Average		Department Average (MUSC)		School Average (MU)		University	
	Mean	Median	Mean	Median	Mean	Median	Mean	Median
2. The instructor was enthusiastic about teaching.	5.00	5.00	4.90	5.00	4.68	5.00	4.49	5.00
9. The instructor helped me to understand the relevance of this course.	4.91	5.00	4.70	5.00	4.58	5.00	4.31	5.00
13. The instructor used a variety of instructional strategies.	4.73	5.00	4.64	5.00	4.44	5.00	4.11	4.00
14. The instructor was well prepared for the course.	4.82	5.00	4.79	5.00	4.64	5.00	4.44	5.00
16. The instructor's explanations were clear.	4.73	5.00	4.65	5.00	4.42	5.00	4.15	5.00
19. The objectives of the course were well explained.	4.91	5.00	4.71	5.00	4.53	5.00	4.29	5.00
<b>Overall</b>	4.85	-	4.73	-	4.55	-	4.30	-

### III. Attitudes Towards Student Learning

Question	Instructor Average		Department Average (MUSC)		School Average (MU)		University	
	Mean	Median	Mean	Median	Mean	Median	Mean	Median
1. The instructor helped me to understand the material in this course.	4.91	5.00	4.67	5.00	4.54	5.00	4.24	5.00
4. The instructor treated students with respect.	5.00	5.00	4.84	5.00	4.65	5.00	4.53	5.00
6. The instructor created a learning environment in which students felt comfortable asking questions.	5.00	5.00	4.78	5.00	4.55	5.00	4.38	5.00
8. The instructor returned graded materials within an appropriate time frame.	4.82	5.00	4.62	5.00	4.47	5.00	4.32	5.00
15. The instructor stimulated my thinking.	4.91	5.00	4.72	5.00	4.52	5.00	4.27	5.00
18. The instructor was concerned with whether or not the students learned the material.	5.00	5.00	4.80	5.00	4.60	5.00	4.33	5.00
<b>Overall</b>	4.94	-	4.74	-	4.56	-	4.35	-

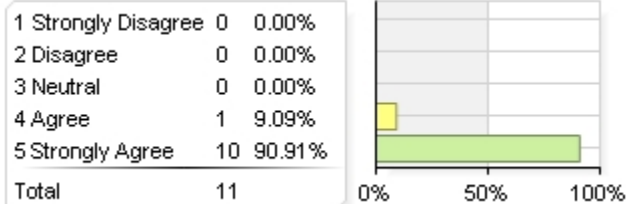
### IV. Faculty Availability

Question	Instructor Average		Department Average (MUSC)		School Average (MU)		University	
	Mean	Median	Mean	Median	Mean	Median	Mean	Median
5. The instructor encouraged students to seek help if needed.	5.00	5.00	4.80	5.00	4.62	5.00	4.43	5.00
10. Assistance from the instructor was readily available if I sought help.	4.91	5.00	4.74	5.00	4.54	5.00	4.38	5.00
12. The instructor responded to my communications in a timely manner.	4.91	5.00	4.78	5.00	4.59	5.00	4.35	5.00
17. Communication with the instructor was helpful.	4.91	5.00	4.78	5.00	4.55	5.00	4.28	5.00
<b>Overall</b>	4.93	-	4.77	-	4.58	-	4.36	-

## Instructor Related Questions

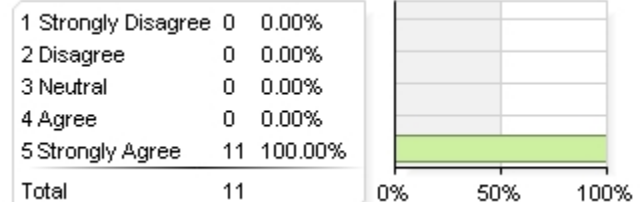
Competency Statistics	Value
Mean	4.90
Median	5.00
Standard Deviation	0.32

1. The instructor helped me to understand the material in this course.



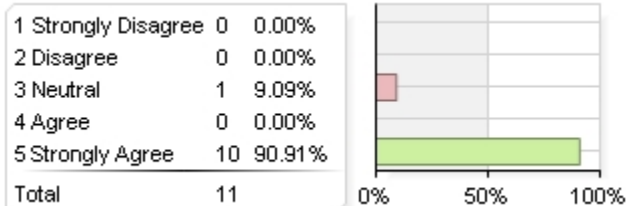
Statistics	Value
Response Count	11
Mean	4.91
Median	5.00

2. The instructor was enthusiastic about teaching.



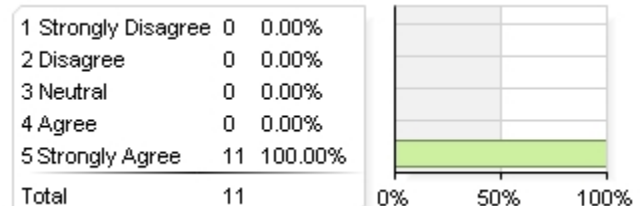
Statistics	Value
Response Count	11
Mean	5.00
Median	5.00

3. The assignments were helpful in acquiring a better understanding of course objectives.



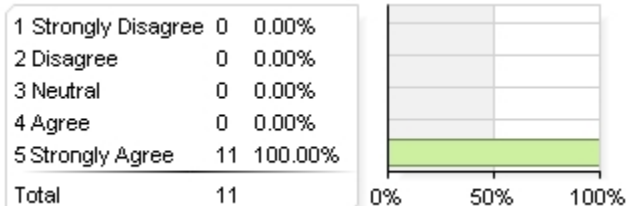
Statistics	Value
Response Count	11
Mean	4.82
Median	5.00

4. The instructor treated students with respect.



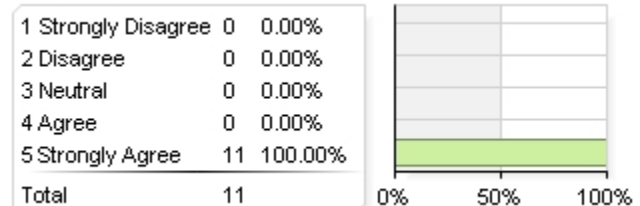
Statistics	Value
Response Count	11
Mean	5.00
Median	5.00

5. The instructor encouraged students to seek help if needed.



Statistics	Value
Response Count	11
Mean	5.00
Median	5.00

6. The instructor created a learning environment in which students felt comfortable asking questions.

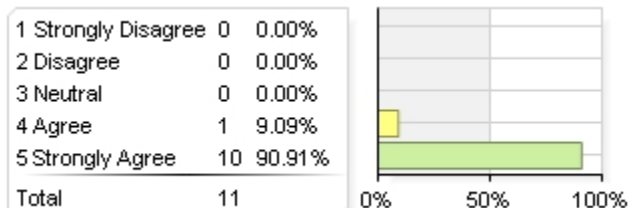


Statistics	Value
Response Count	11
Mean	5.00
Median	5.00



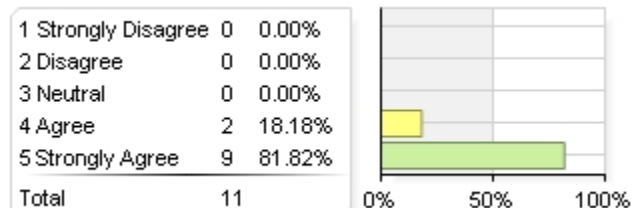
## Instructor Related Questions (continued)

7. The instructor made it clear how student learning would be assessed.



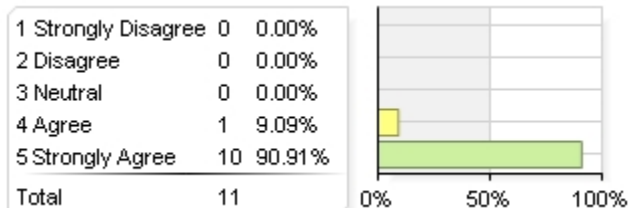
Statistics	Value
Response Count	11
Mean	4.91
Median	5.00

8. The instructor returned graded materials within an appropriate time frame.



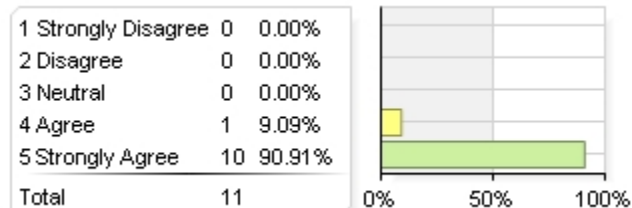
Statistics	Value
Response Count	11
Mean	4.82
Median	5.00

9. The instructor helped me to understand the relevance of this course.



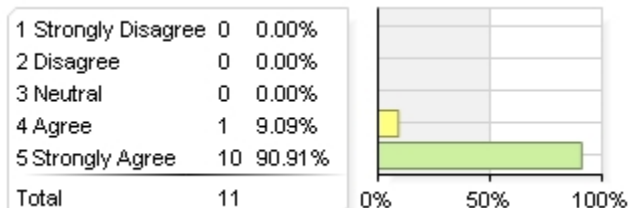
Statistics	Value
Response Count	11
Mean	4.91
Median	5.00

10. Assistance from the instructor was readily available if I sought help.



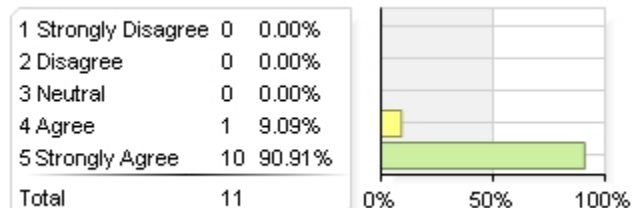
Statistics	Value
Response Count	11
Mean	4.91
Median	5.00

11. The instructor provided constructive feedback on course assignments and exams.



Statistics	Value
Response Count	11
Mean	4.91
Median	5.00

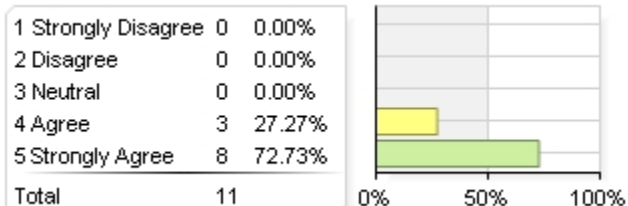
12. The instructor responded to my communications in a timely manner.



Statistics	Value
Response Count	11
Mean	4.91
Median	5.00

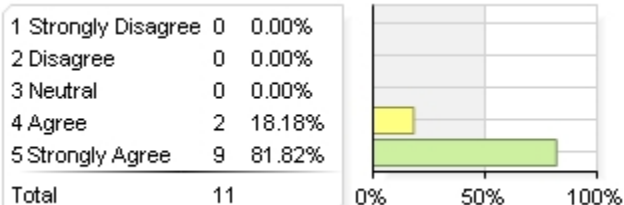
**Instructor Related Questions (continued)**

13. The instructor used a variety of instructional strategies.



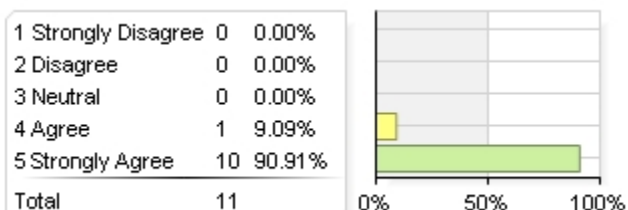
Statistics	Value
Response Count	11
Mean	4.73
Median	5.00

14. The instructor was well prepared for the course.



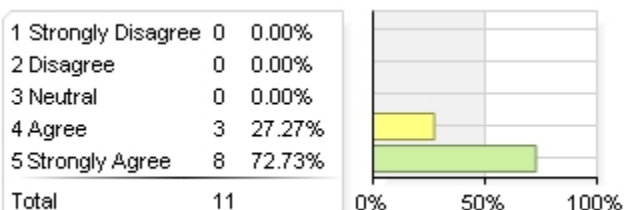
Statistics	Value
Response Count	11
Mean	4.82
Median	5.00

15. The instructor stimulated my thinking.



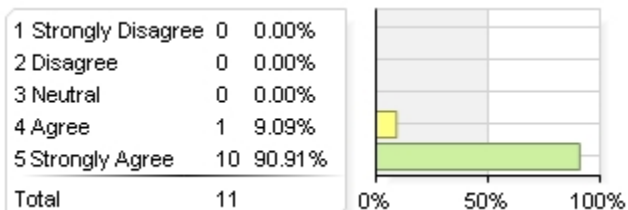
Statistics	Value
Response Count	11
Mean	4.91
Median	5.00

16. The instructor's explanations were clear.



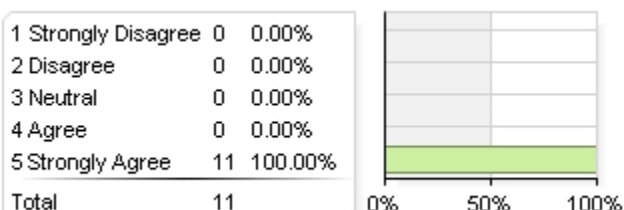
Statistics	Value
Response Count	11
Mean	4.73
Median	5.00

17. Communication with the instructor was helpful.



Statistics	Value
Response Count	11
Mean	4.91
Median	5.00

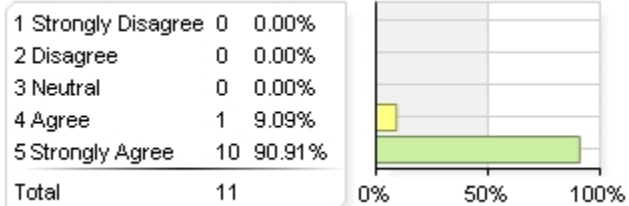
18. The instructor was concerned with whether or not the students learned the material.



Statistics	Value
Response Count	11
Mean	5.00
Median	5.00

## Instructor Related Questions (continued)

19. The objectives of the course were well explained.



Statistics	Value
Response Count	11
Mean	4.91
Median	5.00

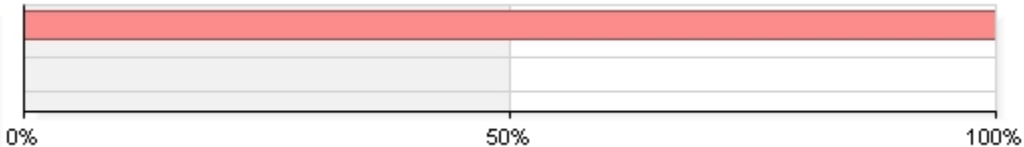
## Question Ranking

Highest Ranking		
1	The instructor was enthusiastic about teaching.	5.00
2	The instructor treated students with respect.	5.00
3	The instructor encouraged students to seek help if needed.	5.00

Lowest Ranking		
1	The instructor used a variety of instructional strategies.	4.73
2	The instructor's explanations were clear.	4.73
3	The assignments were helpful in acquiring a better understanding of course objectives.	4.82

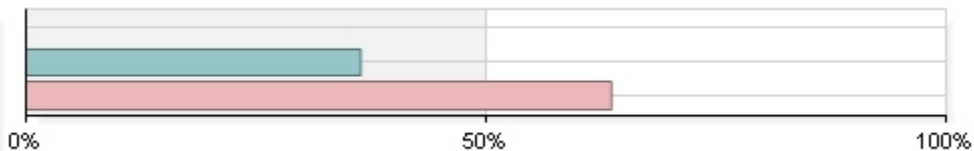
**This course was:**

1 Required	11	100.00%
2 Elective	0	0.00%
3 Other	0	0.00%
Total	11	



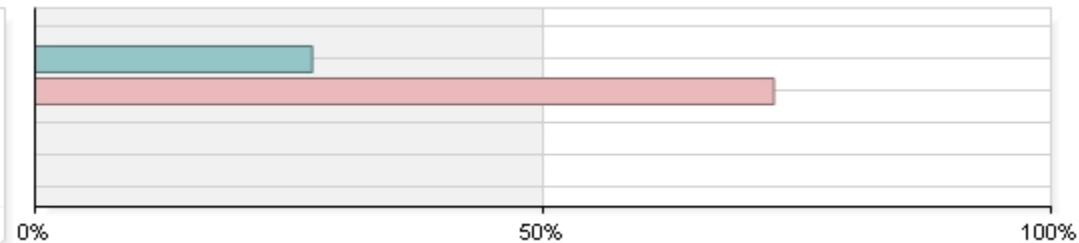
**As compared to other courses, I found the level of difficulty of this course to be:**

1 Less difficult	0	0.00%
2 More difficult	4	36.36%
3 About the same	7	63.64%
Total	11	



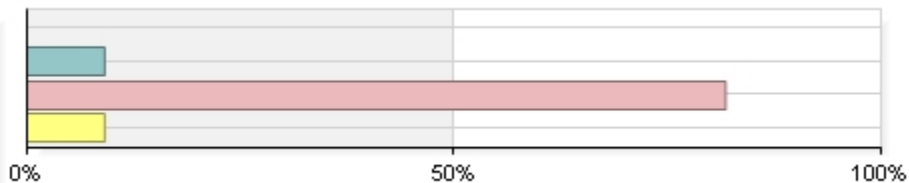
**Hours per week devoted to this course outside of class:**

1 0	0	0.00%
2 1 - 2	3	27.27%
3 3 - 4	8	72.73%
4 5 - 7	0	0.00%
5 8 - 10	0	0.00%
6 11 +	0	0.00%
Total	11	



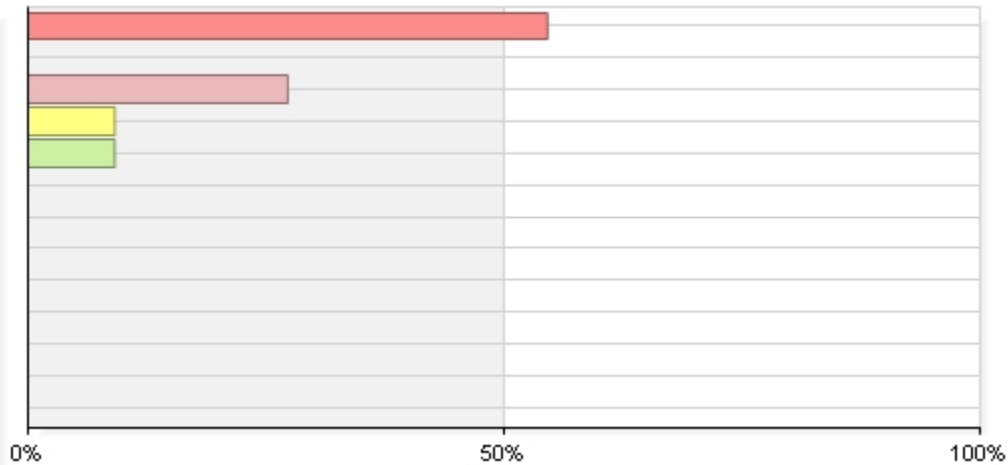
**I would assess the effort I made in this course as:**

1 Minimal	0	0.00%
2 Some effort	1	9.09%
3 A little more than usual	9	81.82%
4 A great deal of effort	1	9.09%
Total	11	



**Expected grade in this course:**

1 A	6	54.55%
2 A -	0	0.00%
3 B +	3	27.27%
4 B	1	9.09%
5 B -	1	9.09%
6 C +	0	0.00%
7 C	0	0.00%
8 D	0	0.00%
9 F	0	0.00%
10 Incomplete	0	0.00%
11 Don't know	0	0.00%
12 Pass	0	0.00%
13 Fail	0	0.00%
Total	11	



## What aspects of the instructor's teaching were most effective?

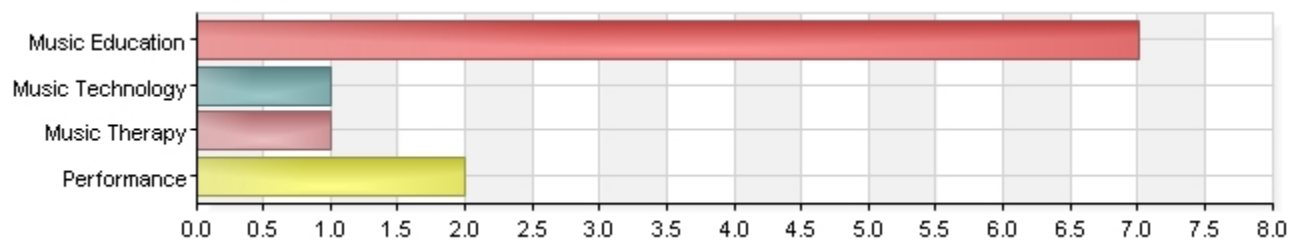
Comments
Going around the room and having each student answer a question was really helpful. The notes for each section are always extremely well thought out and easy to follow as he wrote them down.
The instructor's incorporation of collaboration among all class members was most effective, in that it allowed for everyone to learn/practice the material in a comfortable atmosphere. This also invited students to ask questions and be open about any confusion.
His videos of the assignments and the question board were very helpful.
He would always be enthusiastic and would show us exactly what we needed. His in-class notes and activities helped a lot.
Dr. Miller is funny while teaching and is very very effective in what he does. I absolutely love going to his class :)
Using student examples on Elmo
His explanation of theory was so precise, especially for the written portion, which helped with many of my questions and he always answered them well
The instructor was very enthusiastic and helpful in delivering instructions.
I really enjoy your enthusiasm for teaching! It makes it so much easier for me to pick up on the material and I actually look forward to attending class!
He does a good job at explaining things in different ways
The teacher projected all of his notes on the board so we could see what he was doing. This helped me understand his approach and what I needed to write

## How could this instructor improve his/her teaching effectiveness?

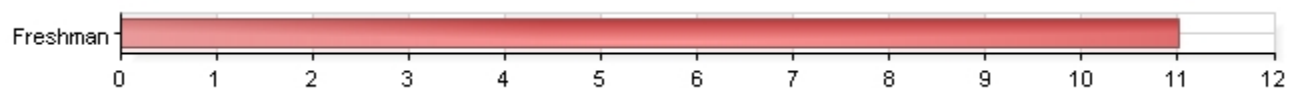
Comments
Having a slightly slower pace to more different concepts would be extremely helpful. The pace was overall great for other concepts though.
Providing additional assignments would help learn the material more thoroughly. Currently, there is only one large assignment with no other assignments to complete before it, so it makes it difficult to go through so much information at once having never done it before.
Keep doing what he's doing
I love his teaching style. If anything I would like to have more practice with aural skills and less with reading music.
When the scheduling for this class becomes more than three days a week, the world will know peace.
he can't improve anymore than he has
Possibly spend a little more time on more difficult topics
I would like to have more one on one time with Dr. Miller if possible and study groups.

## Demographics (data drawn from Banner)

### Major



### Class Standing



### Cumulative GPA:

