

SPRING 2019 - Faculty Member Report - for Musicianship II/Aural-Oral - MU-MUSC-112-01-201920 - Paul Miller

SES 2.0 – Spring 2019 Student Evaluation Survey

Project Audience 12

Responses Received 9

Response Ratio 75.00%

Report Comments

Duquesne University
Academic Affairs
Report provided by Educational Technology

Creation Date Tue, May 14, 2019

Instructor Related Questions Table

Question	Instructor Average		Department Average (MUSC)		School Average (MU)		University	
	Mean	Median	Mean	Median	Mean	Median	Mean	Median
1. The instructor helped me to understand the material in this course.	4.44	5.00	4.50	5.00	4.49	5.00	4.29	5.00
2. The instructor was enthusiastic about teaching.	4.67	5.00	4.67	5.00	4.64	5.00	4.52	5.00
3. The assignments were helpful in acquiring a better understanding of course objectives.	4.56	5.00	4.44	5.00	4.42	5.00	4.25	5.00
4. The instructor treated students with respect.	4.67	5.00	4.54	5.00	4.59	5.00	4.54	5.00
5. The instructor encouraged students to seek help if needed.	4.56	5.00	4.66	5.00	4.58	5.00	4.45	5.00
6. The instructor created a learning environment in which students felt comfortable asking questions.	4.56	5.00	4.51	5.00	4.49	5.00	4.41	5.00
7. The instructor made it clear how student learning would be assessed.	4.56	5.00	4.44	5.00	4.41	5.00	4.32	5.00
8. The instructor returned graded materials within an appropriate time frame.	4.67	5.00	4.55	5.00	4.45	5.00	4.34	5.00
9. The instructor helped me to understand the relevance of this course.	4.56	5.00	4.46	5.00	4.50	5.00	4.35	5.00
10. Assistance from the instructor was readily available if I sought help.	4.56	5.00	4.57	5.00	4.47	5.00	4.40	5.00
11. The instructor provided constructive feedback on course assignments and exams.	4.67	5.00	4.51	5.00	4.45	5.00	4.25	5.00
12. The instructor responded to my communications in a timely manner.	4.67	5.00	4.60	5.00	4.53	5.00	4.37	5.00
13. The instructor used a variety of instructional strategies.	4.44	5.00	4.36	5.00	4.36	5.00	4.15	5.00
14. The instructor was well prepared for the course.	4.67	5.00	4.61	5.00	4.59	5.00	4.47	5.00
15. The instructor stimulated my thinking.	4.67	5.00	4.56	5.00	4.49	5.00	4.32	5.00
16. The instructor's explanations were clear.	4.33	5.00	4.34	5.00	4.36	5.00	4.21	5.00
17. Communication with the instructor was helpful.	4.56	5.00	4.51	5.00	4.45	5.00	4.32	5.00
18. The instructor was concerned with whether or not the students learned the material.	4.56	5.00	4.55	5.00	4.55	5.00	4.37	5.00
19. The objectives of the course were well explained.	4.56	5.00	4.54	5.00	4.48	5.00	4.33	5.00
Overall	4.57	-	4.52	-	4.49	-	4.35	-

Questions by Domain

I. Instructional Design

Question	Instructor Average		Department Average (MUSC)		School Average (MU)		University	
	Mean	Median	Mean	Median	Mean	Median	Mean	Median
3. The assignments were helpful in acquiring a better understanding of course objectives.	4.56	5.00	4.44	5.00	4.42	5.00	4.25	5.00
7. The instructor made it clear how student learning would be assessed.	4.56	5.00	4.44	5.00	4.41	5.00	4.32	5.00
11. The instructor provided constructive feedback on course assignments and exams.	4.67	5.00	4.51	5.00	4.45	5.00	4.25	5.00
Overall	4.59	-	4.46	-	4.43	-	4.27	-

II. Instructional Delivery

Question	Instructor Average		Department Average (MUSC)		School Average (MU)		University	
	Mean	Median	Mean	Median	Mean	Median	Mean	Median
2. The instructor was enthusiastic about teaching.	4.67	5.00	4.67	5.00	4.64	5.00	4.52	5.00
9. The instructor helped me to understand the relevance of this course.	4.56	5.00	4.46	5.00	4.50	5.00	4.35	5.00
13. The instructor used a variety of instructional strategies.	4.44	5.00	4.36	5.00	4.36	5.00	4.15	5.00
14. The instructor was well prepared for the course.	4.67	5.00	4.61	5.00	4.59	5.00	4.47	5.00
16. The instructor's explanations were clear.	4.33	5.00	4.34	5.00	4.36	5.00	4.21	5.00
19. The objectives of the course were well explained.	4.56	5.00	4.54	5.00	4.48	5.00	4.33	5.00
Overall	4.54	-	4.50	-	4.49	-	4.34	-

III. Attitudes Towards Student Learning

Question	Instructor Average		Department Average (MUSC)		School Average (MU)		University	
	Mean	Median	Mean	Median	Mean	Median	Mean	Median
1. The instructor helped me to understand the material in this course.	4.44	5.00	4.50	5.00	4.49	5.00	4.29	5.00
4. The instructor treated students with respect.	4.67	5.00	4.54	5.00	4.59	5.00	4.54	5.00
6. The instructor created a learning environment in which students felt comfortable asking questions.	4.56	5.00	4.51	5.00	4.49	5.00	4.41	5.00
8. The instructor returned graded materials within an appropriate time frame.	4.67	5.00	4.55	5.00	4.45	5.00	4.34	5.00
15. The instructor stimulated my thinking.	4.67	5.00	4.56	5.00	4.49	5.00	4.32	5.00
18. The instructor was concerned with whether or not the students learned the material.	4.56	5.00	4.55	5.00	4.55	5.00	4.37	5.00
Overall	4.59	-	4.54	-	4.51	-	4.38	-

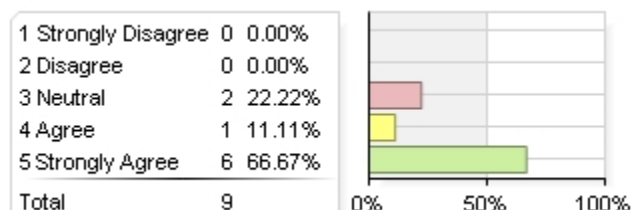
IV. Faculty Availability

Question	Instructor Average		Department Average (MUSC)		School Average (MU)		University	
	Mean	Median	Mean	Median	Mean	Median	Mean	Median
5. The instructor encouraged students to seek help if needed.	4.56	5.00	4.66	5.00	4.58	5.00	4.45	5.00
10. Assistance from the instructor was readily available if I sought help.	4.56	5.00	4.57	5.00	4.47	5.00	4.40	5.00
12. The instructor responded to my communications in a timely manner.	4.67	5.00	4.60	5.00	4.53	5.00	4.37	5.00
17. Communication with the instructor was helpful.	4.56	5.00	4.51	5.00	4.45	5.00	4.32	5.00
Overall	4.58	-	4.59	-	4.51	-	4.39	-

Instructor Related Questions

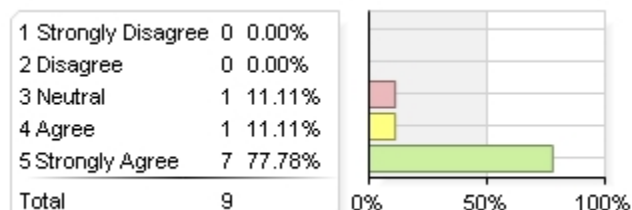
Competency Statistics	Value
Mean	4.57
Median	5.00
Standard Deviation	0.72

1. The instructor helped me to understand the material in this course.



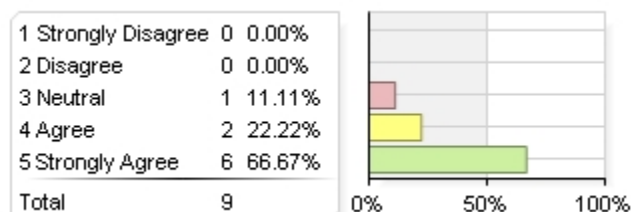
Statistics	Value
Response Count	9
Mean	4.44
Median	5.00

2. The instructor was enthusiastic about teaching.



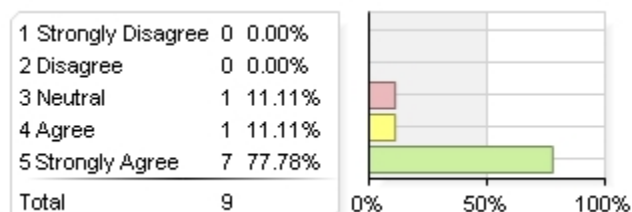
Statistics	Value
Response Count	9
Mean	4.67
Median	5.00

3. The assignments were helpful in acquiring a better understanding of course objectives.



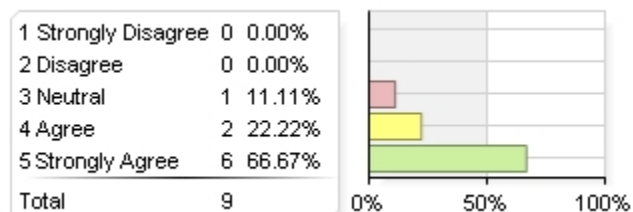
Statistics	Value
Response Count	9
Mean	4.56
Median	5.00

4. The instructor treated students with respect.



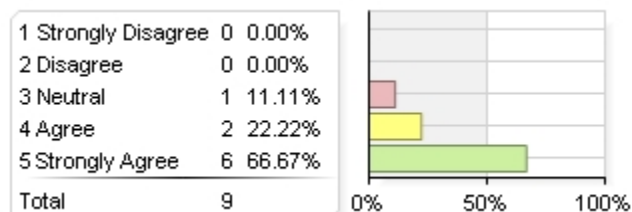
Statistics	Value
Response Count	9
Mean	4.67
Median	5.00

5. The instructor encouraged students to seek help if needed.



Statistics	Value
Response Count	9
Mean	4.56
Median	5.00

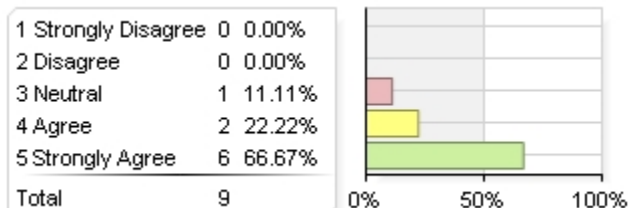
6. The instructor created a learning environment in which students felt comfortable asking questions.



Statistics	Value
Response Count	9
Mean	4.56
Median	5.00

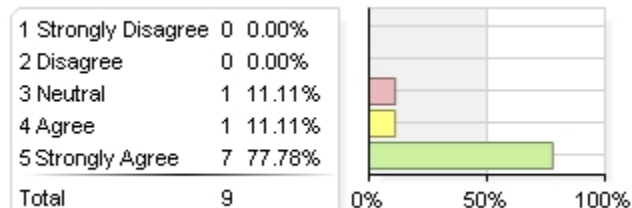
Instructor Related Questions (continued)

7. The instructor made it clear how student learning would be assessed.



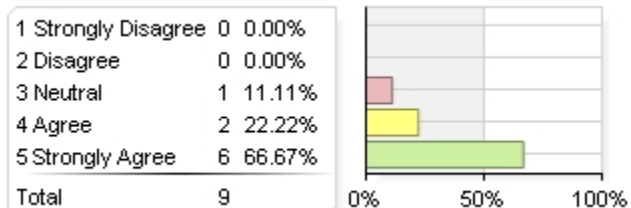
Statistics	Value
Response Count	9
Mean	4.56
Median	5.00

8. The instructor returned graded materials within an appropriate time frame.



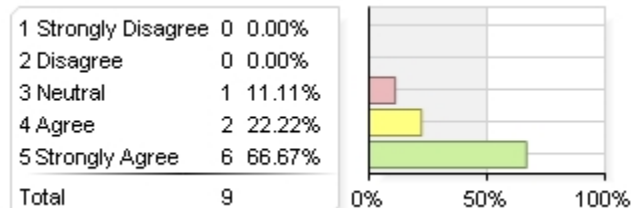
Statistics	Value
Response Count	9
Mean	4.67
Median	5.00

9. The instructor helped me to understand the relevance of this course.



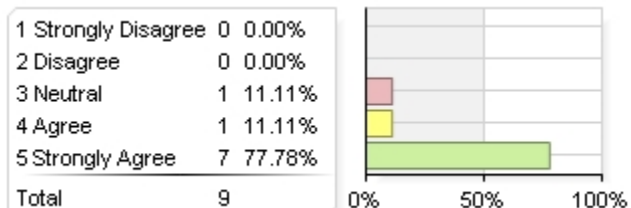
Statistics	Value
Response Count	9
Mean	4.56
Median	5.00

10. Assistance from the instructor was readily available if I sought help.



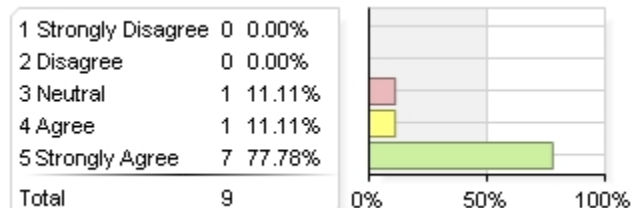
Statistics	Value
Response Count	9
Mean	4.56
Median	5.00

11. The instructor provided constructive feedback on course assignments and exams.



Statistics	Value
Response Count	9
Mean	4.67
Median	5.00

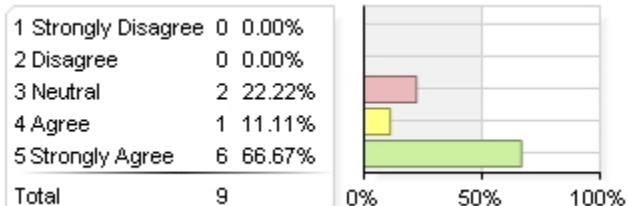
12. The instructor responded to my communications in a timely manner.



Statistics	Value
Response Count	9
Mean	4.67
Median	5.00

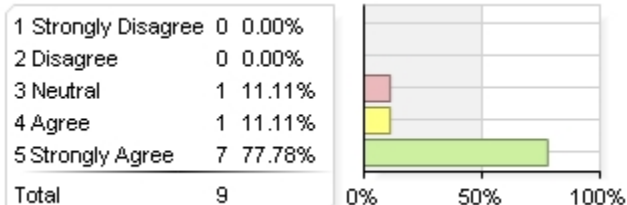
Instructor Related Questions (continued)

13. The instructor used a variety of instructional strategies.



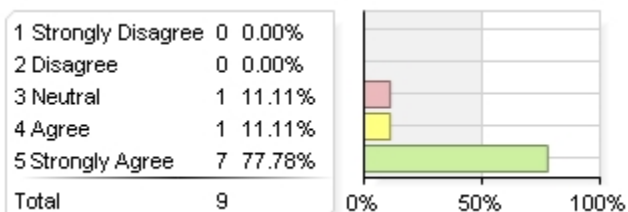
Statistics	Value
Response Count	9
Mean	4.44
Median	5.00

14. The instructor was well prepared for the course.



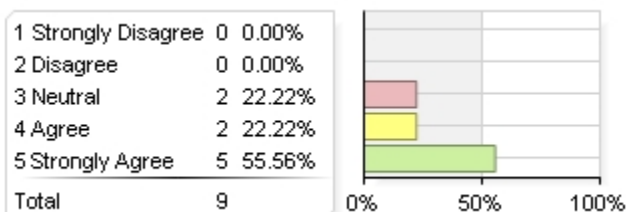
Statistics	Value
Response Count	9
Mean	4.67
Median	5.00

15. The instructor stimulated my thinking.



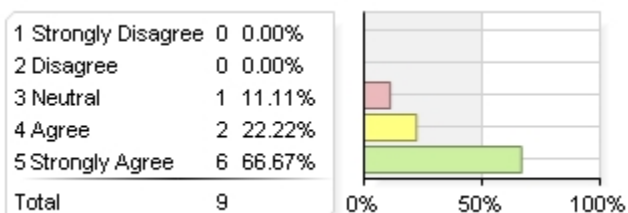
Statistics	Value
Response Count	9
Mean	4.67
Median	5.00

16. The instructor's explanations were clear.



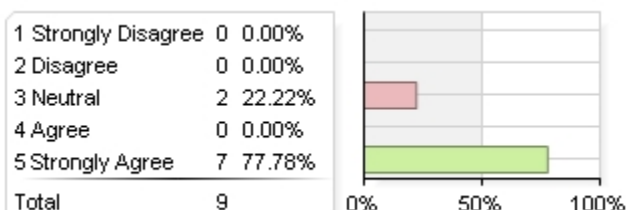
Statistics	Value
Response Count	9
Mean	4.33
Median	5.00

17. Communication with the instructor was helpful.



Statistics	Value
Response Count	9
Mean	4.56
Median	5.00

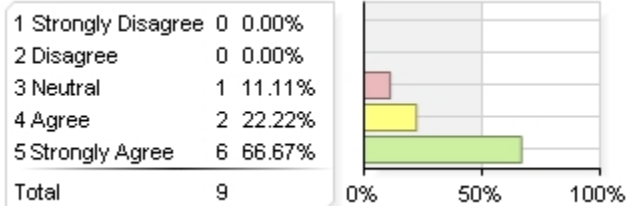
18. The instructor was concerned with whether or not the students learned the material.



Statistics	Value
Response Count	9
Mean	4.56
Median	5.00

Instructor Related Questions (continued)

19. The objectives of the course were well explained.



Statistics	Value
Response Count	9
Mean	4.56
Median	5.00

Question Ranking


Highest Ranking

1	The instructor was enthusiastic about teaching.	4.67
2	The instructor treated students with respect.	4.67
3	The instructor returned graded materials within an appropriate time frame.	4.67

Lowest Ranking

1	The instructor's explanations were clear.	4.33
2	The instructor helped me to understand the material in this course.	4.44
3	The instructor used a variety of instructional strategies.	4.44

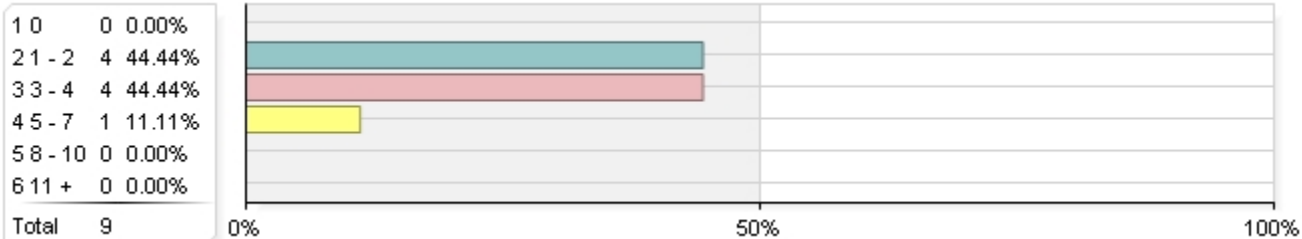
This course was:



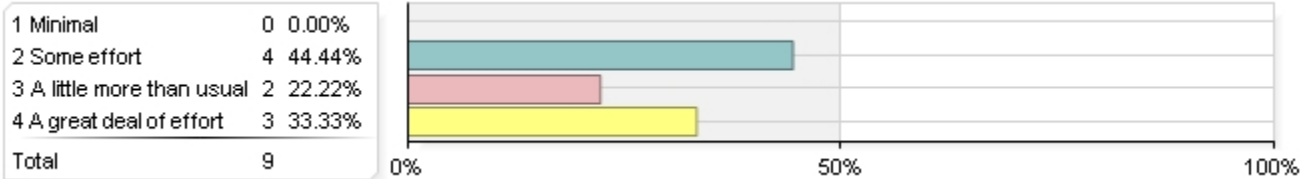
As compared to other courses, I found the level of difficulty of this course to be:



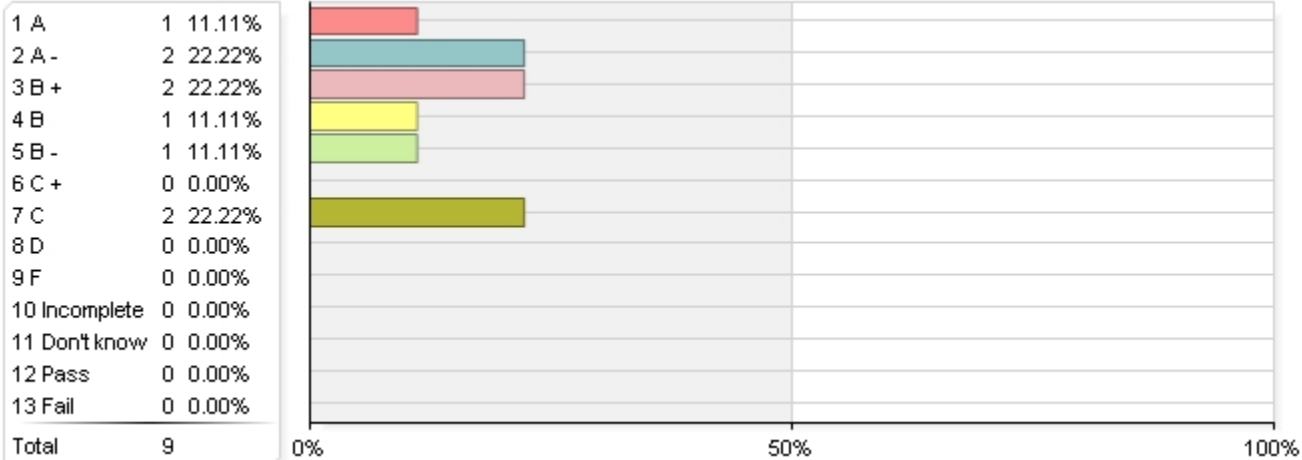
Hours per week devoted to this course outside of class:



I would assess the effort I made in this course as:



Expected grade in this course:



What aspects of the instructor's teaching were most effective?

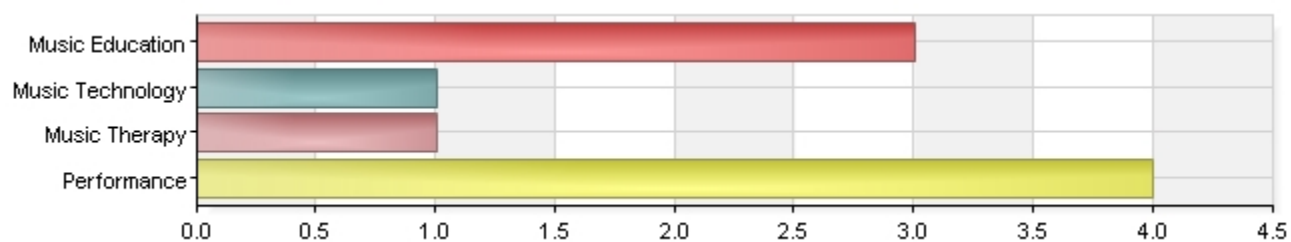
Comments
giving us hints on how to do certain chord id's
The way the labs were set up consistently through the hearing cycles helped keep up with them and know where we were at in the class. It also helped solidify what we learned in class by including written material on the labs to connect everything. It also really helped the way labs got progressively more difficult by adding on to what we already learned, helping gradually get into the more difficult aspects of aural musicianship.
Trying to challenge us often
Dr. Miller's piano and keyboard skills are very useful to have in our classroom setting.
I am not a singer, so making me sing in class was a good way to make me feel more confident in singing on hearings. He is also very helpful when we do dictations, going around to each student and making suggestions to their work.
I liked the variety of dictations that we did in each class. They all related with the overarching concept that we were studying, and were all challenging in a good way.
Dr. Miller shows so much enthusiasm for what he teaches. He explains everything from the basics to advanced applications, allowing a clear and detailed understanding of the material. His connections from concepts to real-world applications are very helpful.
The teacher has an insane wealth of intelligence and is always willing to share more of his knowledge to any of his students that needed it.

How could this instructor improve his/her teaching effectiveness?

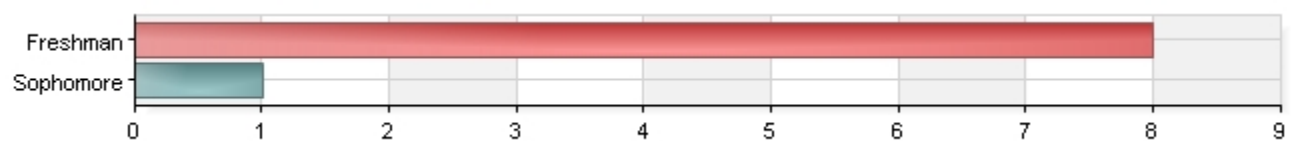
Comments
help us find more hints for other aural skills stuff like the chord id's
Bring back synthy
N/A
Nothing really comes to mind!
He could maybe explain things in simpler terms sometimes.
There was a lot of materials crammed into one semester, and it felt like an overload. Perhaps lessening the workload while touching up further on the more important and often recurring themes would be most beneficial.

Demographics (data drawn from Banner)

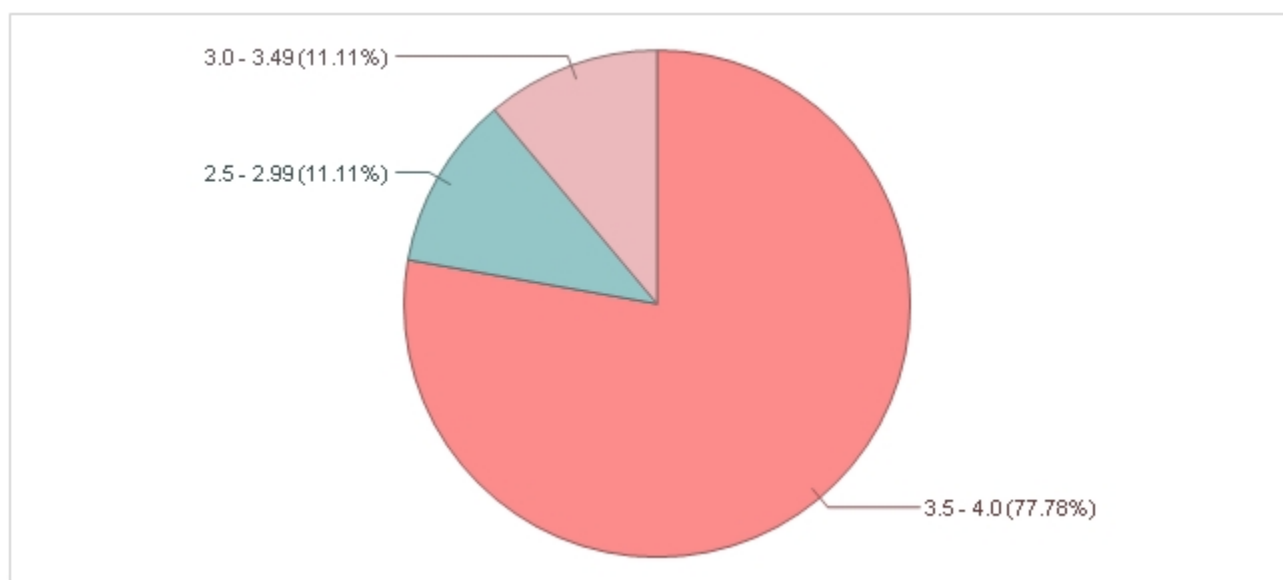
Major



Class Standing



Cumulative GPA:



SPRING 2019 - Faculty Member Report - for Musicianship II/Aural-Oral - MU-MUSC-112-02-201920 - Paul Miller

SES 2.0 – Spring 2019 Student Evaluation Survey

Project Audience 25

Responses Received 16

Response Ratio 64.00%

Report Comments

Duquesne University

Academic Affairs

Report provided by Educational Technology

Creation Date Tue, May 14, 2019

Instructor Related Questions Table

Question	Instructor Average		Department Average (MUSC)		School Average (MU)		University	
	Mean	Median	Mean	Median	Mean	Median	Mean	Median
1. The instructor helped me to understand the material in this course.	4.63	5.00	4.50	5.00	4.49	5.00	4.29	5.00
2. The instructor was enthusiastic about teaching.	4.75	5.00	4.67	5.00	4.64	5.00	4.52	5.00
3. The assignments were helpful in acquiring a better understanding of course objectives.	4.63	5.00	4.44	5.00	4.42	5.00	4.25	5.00
4. The instructor treated students with respect.	4.63	5.00	4.54	5.00	4.59	5.00	4.54	5.00
5. The instructor encouraged students to seek help if needed.	4.63	5.00	4.66	5.00	4.58	5.00	4.45	5.00
6. The instructor created a learning environment in which students felt comfortable asking questions.	4.63	5.00	4.51	5.00	4.49	5.00	4.41	5.00
7. The instructor made it clear how student learning would be assessed.	4.75	5.00	4.44	5.00	4.41	5.00	4.32	5.00
8. The instructor returned graded materials within an appropriate time frame.	4.75	5.00	4.55	5.00	4.45	5.00	4.34	5.00
9. The instructor helped me to understand the relevance of this course.	4.56	5.00	4.46	5.00	4.50	5.00	4.35	5.00
10. Assistance from the instructor was readily available if I sought help.	4.63	5.00	4.57	5.00	4.47	5.00	4.40	5.00
11. The instructor provided constructive feedback on course assignments and exams.	4.56	5.00	4.51	5.00	4.45	5.00	4.25	5.00
12. The instructor responded to my communications in a timely manner.	4.69	5.00	4.60	5.00	4.53	5.00	4.37	5.00
13. The instructor used a variety of instructional strategies.	4.69	5.00	4.36	5.00	4.36	5.00	4.15	5.00
14. The instructor was well prepared for the course.	4.69	5.00	4.61	5.00	4.59	5.00	4.47	5.00
15. The instructor stimulated my thinking.	4.63	5.00	4.56	5.00	4.49	5.00	4.32	5.00
16. The instructor's explanations were clear.	4.50	5.00	4.34	5.00	4.36	5.00	4.21	5.00
17. Communication with the instructor was helpful.	4.56	5.00	4.51	5.00	4.45	5.00	4.32	5.00
18. The instructor was concerned with whether or not the students learned the material.	4.75	5.00	4.55	5.00	4.55	5.00	4.37	5.00
19. The objectives of the course were well explained.	4.63	5.00	4.54	5.00	4.48	5.00	4.33	5.00
Overall	4.64	-	4.52	-	4.49	-	4.35	-

Questions by Domain

I. Instructional Design

Question	Instructor Average		Department Average (MUSC)		School Average (MU)		University	
	Mean	Median	Mean	Median	Mean	Median	Mean	Median
3. The assignments were helpful in acquiring a better understanding of course objectives.	4.63	5.00	4.44	5.00	4.42	5.00	4.25	5.00
7. The instructor made it clear how student learning would be assessed.	4.75	5.00	4.44	5.00	4.41	5.00	4.32	5.00
11. The instructor provided constructive feedback on course assignments and exams.	4.56	5.00	4.51	5.00	4.45	5.00	4.25	5.00
Overall	4.65	-	4.46	-	4.43	-	4.27	-

II. Instructional Delivery

Question	Instructor Average		Department Average (MUSC)		School Average (MU)		University	
	Mean	Median	Mean	Median	Mean	Median	Mean	Median
2. The instructor was enthusiastic about teaching.	4.75	5.00	4.67	5.00	4.64	5.00	4.52	5.00
9. The instructor helped me to understand the relevance of this course.	4.56	5.00	4.46	5.00	4.50	5.00	4.35	5.00
13. The instructor used a variety of instructional strategies.	4.69	5.00	4.36	5.00	4.36	5.00	4.15	5.00
14. The instructor was well prepared for the course.	4.69	5.00	4.61	5.00	4.59	5.00	4.47	5.00
16. The instructor's explanations were clear.	4.50	5.00	4.34	5.00	4.36	5.00	4.21	5.00
19. The objectives of the course were well explained.	4.63	5.00	4.54	5.00	4.48	5.00	4.33	5.00
Overall	4.64	-	4.50	-	4.49	-	4.34	-

III. Attitudes Towards Student Learning

Question	Instructor Average		Department Average (MUSC)		School Average (MU)		University	
	Mean	Median	Mean	Median	Mean	Median	Mean	Median
1. The instructor helped me to understand the material in this course.	4.63	5.00	4.50	5.00	4.49	5.00	4.29	5.00
4. The instructor treated students with respect.	4.63	5.00	4.54	5.00	4.59	5.00	4.54	5.00
6. The instructor created a learning environment in which students felt comfortable asking questions.	4.63	5.00	4.51	5.00	4.49	5.00	4.41	5.00
8. The instructor returned graded materials within an appropriate time frame.	4.75	5.00	4.55	5.00	4.45	5.00	4.34	5.00
15. The instructor stimulated my thinking.	4.63	5.00	4.56	5.00	4.49	5.00	4.32	5.00
18. The instructor was concerned with whether or not the students learned the material.	4.75	5.00	4.55	5.00	4.55	5.00	4.37	5.00
Overall	4.67	-	4.54	-	4.51	-	4.38	-

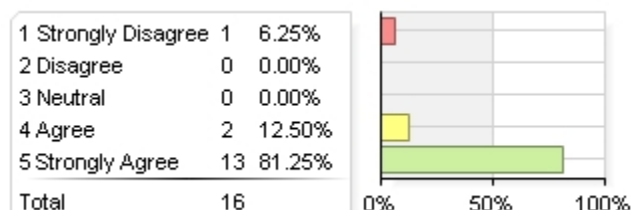
IV. Faculty Availability

Question	Instructor Average		Department Average (MUSC)		School Average (MU)		University	
	Mean	Median	Mean	Median	Mean	Median	Mean	Median
5. The instructor encouraged students to seek help if needed.	4.63	5.00	4.66	5.00	4.58	5.00	4.45	5.00
10. Assistance from the instructor was readily available if I sought help.	4.63	5.00	4.57	5.00	4.47	5.00	4.40	5.00
12. The instructor responded to my communications in a timely manner.	4.69	5.00	4.60	5.00	4.53	5.00	4.37	5.00
17. Communication with the instructor was helpful.	4.56	5.00	4.51	5.00	4.45	5.00	4.32	5.00
Overall	4.63	-	4.59	-	4.51	-	4.39	-

Instructor Related Questions

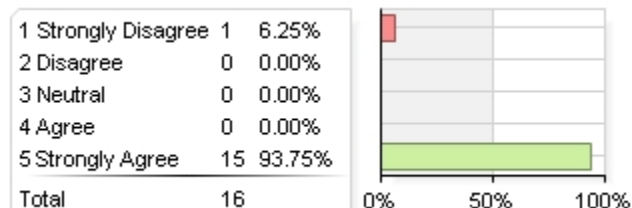
Competency Statistics	Value
Mean	4.64
Median	5.00
Standard Deviation	1.01

1. The instructor helped me to understand the material in this course.



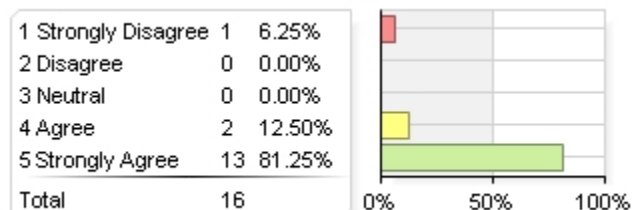
Statistics	Value
Response Count	16
Mean	4.63
Median	5.00

2. The instructor was enthusiastic about teaching.



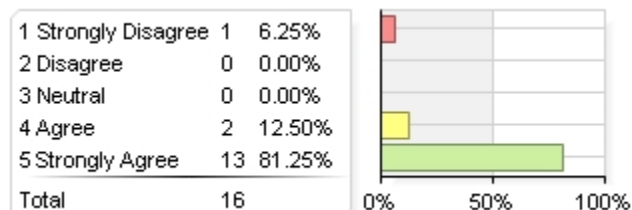
Statistics	Value
Response Count	16
Mean	4.75
Median	5.00

3. The assignments were helpful in acquiring a better understanding of course objectives.



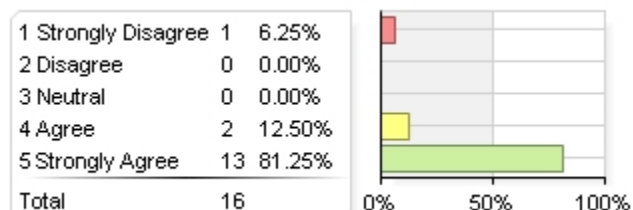
Statistics	Value
Response Count	16
Mean	4.63
Median	5.00

4. The instructor treated students with respect.



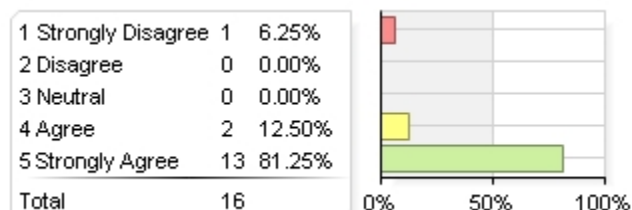
Statistics	Value
Response Count	16
Mean	4.63
Median	5.00

5. The instructor encouraged students to seek help if needed.



Statistics	Value
Response Count	16
Mean	4.63
Median	5.00

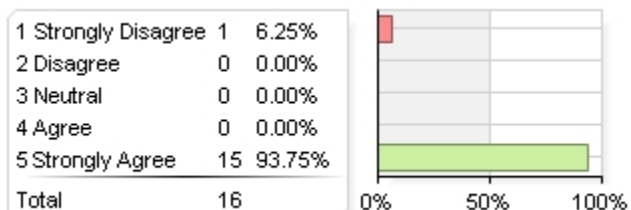
6. The instructor created a learning environment in which students felt comfortable asking questions.



Statistics	Value
Response Count	16
Mean	4.63
Median	5.00

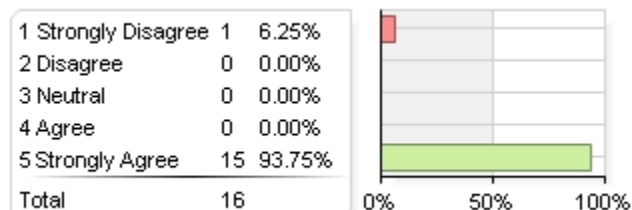
Instructor Related Questions (continued)

7. The instructor made it clear how student learning would be assessed.



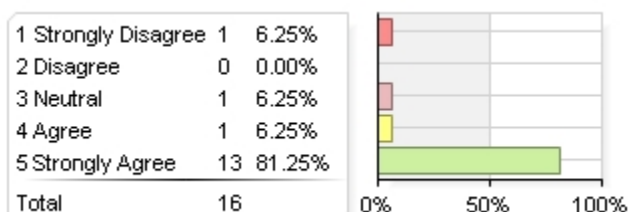
Statistics	Value
Response Count	16
Mean	4.75
Median	5.00

8. The instructor returned graded materials within an appropriate time frame.



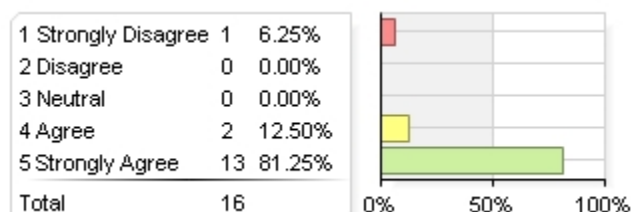
Statistics	Value
Response Count	16
Mean	4.75
Median	5.00

9. The instructor helped me to understand the relevance of this course.



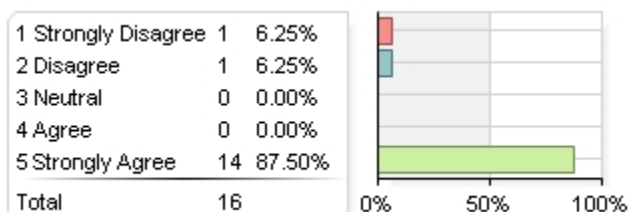
Statistics	Value
Response Count	16
Mean	4.56
Median	5.00

10. Assistance from the instructor was readily available if I sought help.



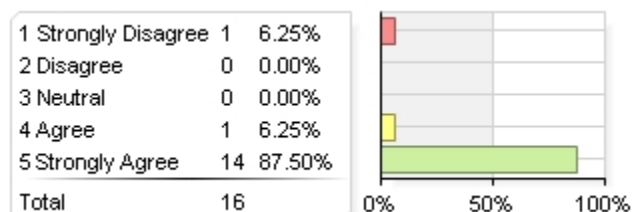
Statistics	Value
Response Count	16
Mean	4.63
Median	5.00

11. The instructor provided constructive feedback on course assignments and exams.



Statistics	Value
Response Count	16
Mean	4.56
Median	5.00

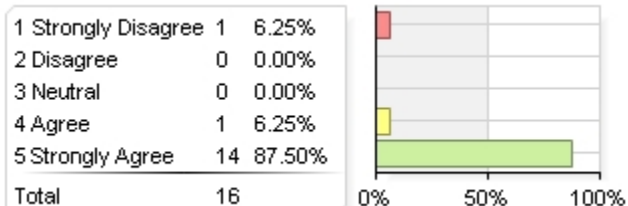
12. The instructor responded to my communications in a timely manner.



Statistics	Value
Response Count	16
Mean	4.69
Median	5.00

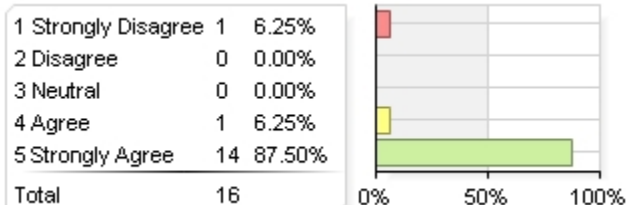
Instructor Related Questions (continued)

13. The instructor used a variety of instructional strategies.



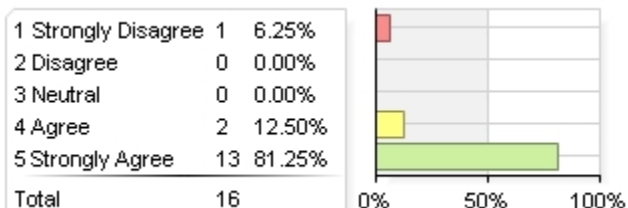
Statistics	Value
Response Count	16
Mean	4.69
Median	5.00

14. The instructor was well prepared for the course.



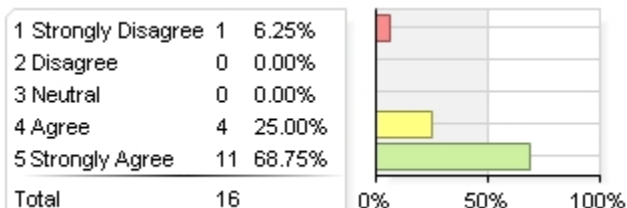
Statistics	Value
Response Count	16
Mean	4.69
Median	5.00

15. The instructor stimulated my thinking.



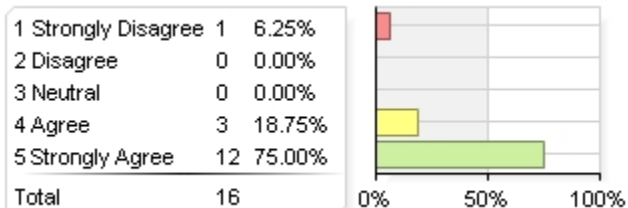
Statistics	Value
Response Count	16
Mean	4.63
Median	5.00

16. The instructor's explanations were clear.



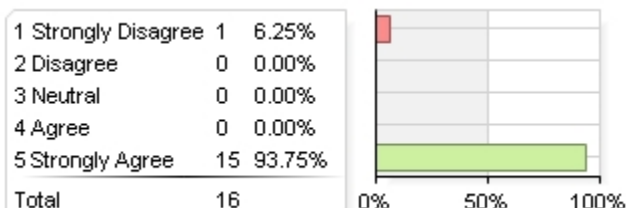
Statistics	Value
Response Count	16
Mean	4.50
Median	5.00

17. Communication with the instructor was helpful.



Statistics	Value
Response Count	16
Mean	4.56
Median	5.00

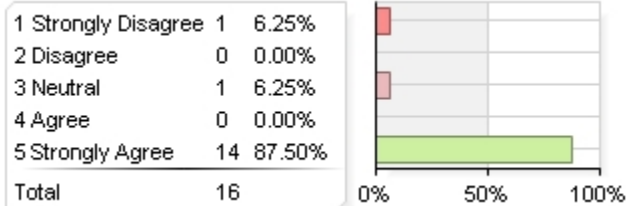
18. The instructor was concerned with whether or not the students learned the material.



Statistics	Value
Response Count	16
Mean	4.75
Median	5.00

Instructor Related Questions (continued)

19. The objectives of the course were well explained.



Statistics	Value
Response Count	16
Mean	4.63
Median	5.00

Question Ranking


Highest Ranking

1	The instructor was enthusiastic about teaching.	4.75
2	The instructor made it clear how student learning would be assessed.	4.75
3	The instructor returned graded materials within an appropriate time frame.	4.75

Lowest Ranking

1	The instructor's explanations were clear.	4.50
2	The instructor helped me to understand the relevance of this course.	4.56
3	The instructor provided constructive feedback on course assignments and exams.	4.56

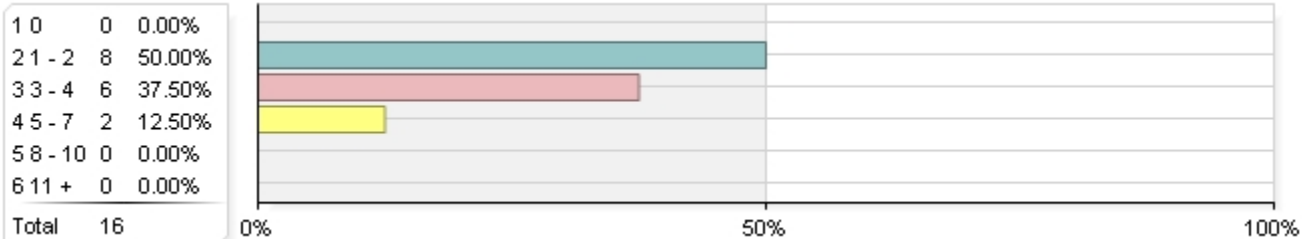
This course was:




As compared to other courses, I found the level of difficulty of this course to be:



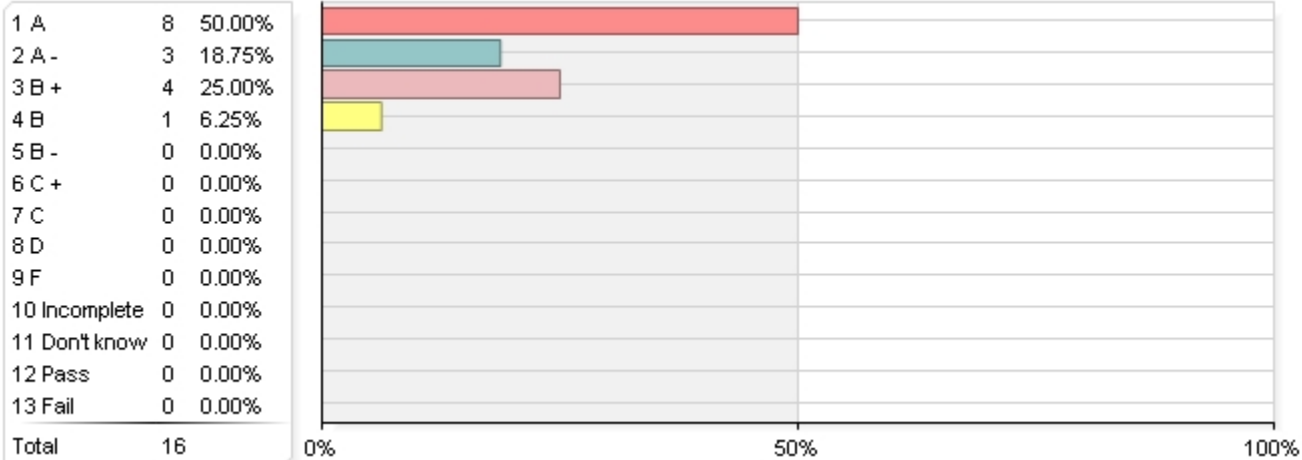
Hours per week devoted to this course outside of class:



I would assess the effort I made in this course as:



Expected grade in this course:



What aspects of the instructor's teaching were most effective?

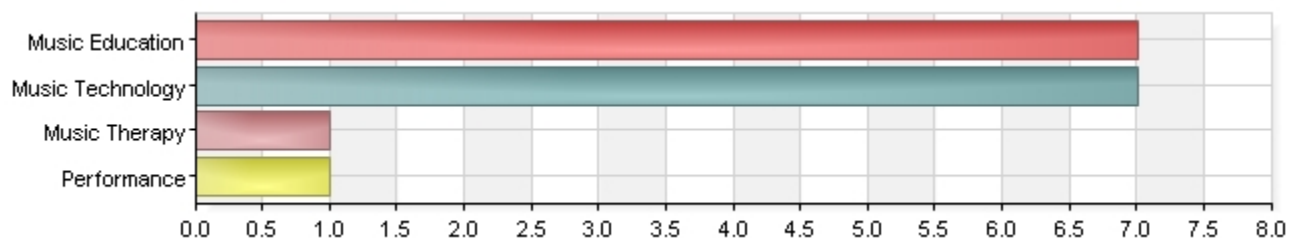
Comments
His understanding nature and ability to meet the students where they are.
Dr. Miller did a great job of covering all of the various aural skills and making it clear how we could all improve.
Genuine passion for music and teaching in every single class, fun but still informative teaching. Explanations of topics were usually quite good and easy to understand. Professor quite clearly knows their stuff with theory.
Dr. Miller is one of the single most effective teachers I have ever had. His lessons are as interesting and entertaining as they are informational. It is truly a gift to be in his class and I have improved so much this year because of him. If I had to say what was most effective, it would just be the amount of dictations he does.
Visual aids and in class activities made the content much more tangible.
The labs and dictations are very helpful for ear training.
–rhythm reading to orient us in some different time signatures that we rarely/never see in our primary instrument –a lot of singing in class
His teaching style and enthusiasm works so well with the way I like to learn. The way he explains how to hear different things throughout the semester has helped me really understand how to hear how music works.
His in class going over of material.
Dr. Miller has done a lot of in–class work with improving aural skills. I think it was important for us to learn and understand how to practice aural skills in order to improve them, so what Dr. Miller did in class was very helpful. Also, having musical examples from famous classical works were effective on two fronts, because if we already recognized or knew the piece, it would be easy to remember the concept (for example, schemes) we were being taught, and if we didn't already know the piece, it would be good to be able to recognize it in the future, because I believe knowing famous classical works is part of what it means to be a well–rounded music student. Apart from Dr. Miller's effective and efficient pedagogical methods, he is also the most enthusiastic teacher I have had thus far. He is genuinely excited to teach us about music theory, and how it can be applied, and how it relates to the historical progression of western music. In my opinion, Dr. Miller's enthusiastic attitude toward teaching and willingness to give his students extra help outside of class is what really sets him apart from most teachers and is what makes him such a great teacher.
Everything. But mainly Dr. Miller's enthusiasm in helping us.
I love Dr. Miller's enthusiasm and expertise in what you teach! It's fantastic to work with someone who not only has a thorough understanding of the material, but also makes a living applying that material! This is largely evident in his use of musical examples, both classical and modern, for every concept!
Dr. Miller's use of dictations and lots of aural practice is very helpful!
He encourages me even if I have no idea what I am doing. He builds my confidence as a musician.
Having the entire class sing through hearings and use solfege together helps to hear these things more efficiently, while also not singling out individuals. Also, the inclusion of examples of pieces that have bits of what we're working with in them helps us to understand the greater context of what we're doing, as well as giving us more examples of how it can be done well. Keep that up for sure!

How could this instructor improve his/her teaching effectiveness?

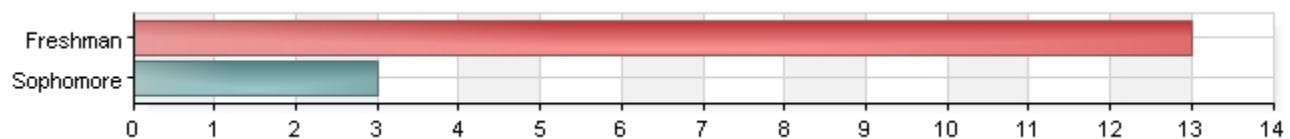
Comments
The hearings were SOOOOOO hard. Most of my friends in the Musicianship III class even commented about how difficult they are.
N/A
Slow down material a decent bit, semester one felt difficult but manageable while semester 2 felt like it was moving at a dramatically faster pace than I was comfortable with. Topics became far more complex, and I didn't feel like I had time to fully understand the barrage of concepts that were being taught over the semester, not to mention doing it while having to keep in mind all of the older concepts. Ear training was especially difficult, as the concept of identifying 7th chord inversions felt like it was introduced and practiced a bit in class, then never appearing outside of homework and tests. Some in class practice of that would be great. Also please slow down when playing examples on the piano, often times we're supposed to be listening for things like chord color and how progressions and cadences sound, but hearing a wrong tone halfway through, stopping the example, and picking right back up from there makes that extremely difficult.
I honestly cannot think of one. He did fantastic.
No complaints.
He needs to get more sleep!
–even more rhythm reading –way more focus on how to build up aural skills
Due to class size, we weren't able to get as much individual attention which is not his fault at all. Otherwise, don't change anything :)
Offer more help on hearings then the grad student.
Sometimes Dr. Miller goes on tangents. I suppose if he refrained from tangents then that would improve his teaching effectiveness. However, the tangents also keep the class awake and listening, so I don't think it's too much of a detriment to the class.
There was a lot of talking in our class, so there was little time to clear up confusion or delve deeper into the concepts Dr. Miller was teaching us.
Perhaps this is a minor complaint, but the 48-hour due date for hearing recordings is often difficult to make! I think the hearings are an incredibly valuable assessment, but with the way some of our schedules work out, some additional time may be nice.
Perhaps play the parts more during the quizzes.
On aural/oral days, I'm not sure it's very effective to have students come up to the board for dictation. It might make them less focused because of nerves.
Dictations are scary, but especially walking through them with us and giving us pointers by walking around the room along the way can be beneficial. Describing what to listen for in the intervals and inversion IDs is also helpful, so putting these things into words more often may be difficult but worth it to your students.

Demographics (data drawn from Banner)

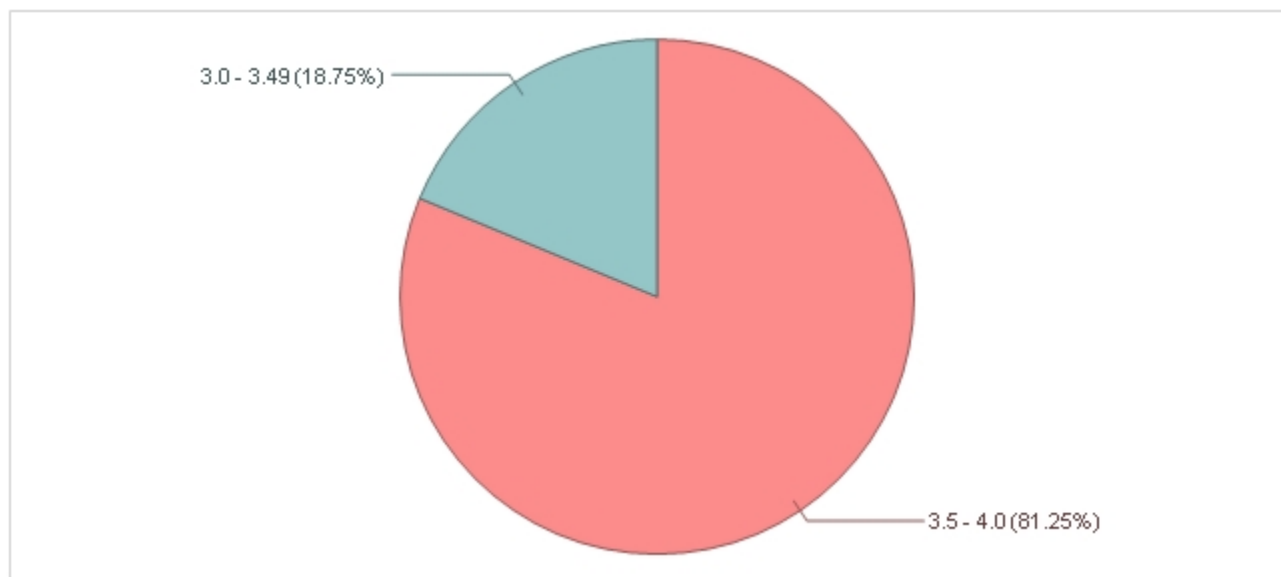
Major



Class Standing



Cumulative GPA:



SPRING 2019 - Faculty Member Report - for Musicianship II/Written - MU-MUSC-102-01-201920 - Paul Miller

SES 2.0 – Spring 2019 Student Evaluation Survey

Project Audience 12

Responses Received 9

Response Ratio 75.00%

Report Comments

Duquesne University
Academic Affairs
Report provided by Educational Technology

Creation Date Tue, May 14, 2019

Instructor Related Questions Table

Question	Instructor Average		Department Average (MUSC)		School Average (MU)		University	
	Mean	Median	Mean	Median	Mean	Median	Mean	Median
1. The instructor helped me to understand the material in this course.	4.44	5.00	4.50	5.00	4.49	5.00	4.29	5.00
2. The instructor was enthusiastic about teaching.	4.67	5.00	4.67	5.00	4.64	5.00	4.52	5.00
3. The assignments were helpful in acquiring a better understanding of course objectives.	4.56	5.00	4.44	5.00	4.42	5.00	4.25	5.00
4. The instructor treated students with respect.	4.67	5.00	4.54	5.00	4.59	5.00	4.54	5.00
5. The instructor encouraged students to seek help if needed.	4.44	5.00	4.66	5.00	4.58	5.00	4.45	5.00
6. The instructor created a learning environment in which students felt comfortable asking questions.	4.78	5.00	4.51	5.00	4.49	5.00	4.41	5.00
7. The instructor made it clear how student learning would be assessed.	4.67	5.00	4.44	5.00	4.41	5.00	4.32	5.00
8. The instructor returned graded materials within an appropriate time frame.	4.78	5.00	4.55	5.00	4.45	5.00	4.34	5.00
9. The instructor helped me to understand the relevance of this course.	4.78	5.00	4.46	5.00	4.50	5.00	4.35	5.00
10. Assistance from the instructor was readily available if I sought help.	4.67	5.00	4.57	5.00	4.47	5.00	4.40	5.00
11. The instructor provided constructive feedback on course assignments and exams.	4.67	5.00	4.51	5.00	4.45	5.00	4.25	5.00
12. The instructor responded to my communications in a timely manner.	4.67	5.00	4.60	5.00	4.53	5.00	4.37	5.00
13. The instructor used a variety of instructional strategies.	4.67	5.00	4.36	5.00	4.36	5.00	4.15	5.00
14. The instructor was well prepared for the course.	4.67	5.00	4.61	5.00	4.59	5.00	4.47	5.00
15. The instructor stimulated my thinking.	4.67	5.00	4.56	5.00	4.49	5.00	4.32	5.00
16. The instructor's explanations were clear.	4.44	5.00	4.34	5.00	4.36	5.00	4.21	5.00
17. Communication with the instructor was helpful.	4.56	5.00	4.51	5.00	4.45	5.00	4.32	5.00
18. The instructor was concerned with whether or not the students learned the material.	4.56	5.00	4.55	5.00	4.55	5.00	4.37	5.00
19. The objectives of the course were well explained.	4.67	5.00	4.54	5.00	4.48	5.00	4.33	5.00
Overall	4.63	-	4.52	-	4.49	-	4.35	-

Questions by Domain

I. Instructional Design

Question	Instructor Average		Department Average (MUSC)		School Average (MU)		University	
	Mean	Median	Mean	Median	Mean	Median	Mean	Median
3. The assignments were helpful in acquiring a better understanding of course objectives.	4.56	5.00	4.44	5.00	4.42	5.00	4.25	5.00
7. The instructor made it clear how student learning would be assessed.	4.67	5.00	4.44	5.00	4.41	5.00	4.32	5.00
11. The instructor provided constructive feedback on course assignments and exams.	4.67	5.00	4.51	5.00	4.45	5.00	4.25	5.00
Overall	4.63	-	4.46	-	4.43	-	4.27	-

II. Instructional Delivery

Question	Instructor Average		Department Average (MUSC)		School Average (MU)		University	
	Mean	Median	Mean	Median	Mean	Median	Mean	Median
2. The instructor was enthusiastic about teaching.	4.67	5.00	4.67	5.00	4.64	5.00	4.52	5.00
9. The instructor helped me to understand the relevance of this course.	4.78	5.00	4.46	5.00	4.50	5.00	4.35	5.00
13. The instructor used a variety of instructional strategies.	4.67	5.00	4.36	5.00	4.36	5.00	4.15	5.00
14. The instructor was well prepared for the course.	4.67	5.00	4.61	5.00	4.59	5.00	4.47	5.00
16. The instructor's explanations were clear.	4.44	5.00	4.34	5.00	4.36	5.00	4.21	5.00
19. The objectives of the course were well explained.	4.67	5.00	4.54	5.00	4.48	5.00	4.33	5.00
Overall	4.65	-	4.50	-	4.49	-	4.34	-

III. Attitudes Towards Student Learning

Question	Instructor Average		Department Average (MUSC)		School Average (MU)		University	
	Mean	Median	Mean	Median	Mean	Median	Mean	Median
1. The instructor helped me to understand the material in this course.	4.44	5.00	4.50	5.00	4.49	5.00	4.29	5.00
4. The instructor treated students with respect.	4.67	5.00	4.54	5.00	4.59	5.00	4.54	5.00
6. The instructor created a learning environment in which students felt comfortable asking questions.	4.78	5.00	4.51	5.00	4.49	5.00	4.41	5.00
8. The instructor returned graded materials within an appropriate time frame.	4.78	5.00	4.55	5.00	4.45	5.00	4.34	5.00
15. The instructor stimulated my thinking.	4.67	5.00	4.56	5.00	4.49	5.00	4.32	5.00
18. The instructor was concerned with whether or not the students learned the material.	4.56	5.00	4.55	5.00	4.55	5.00	4.37	5.00
Overall	4.65	-	4.54	-	4.51	-	4.38	-

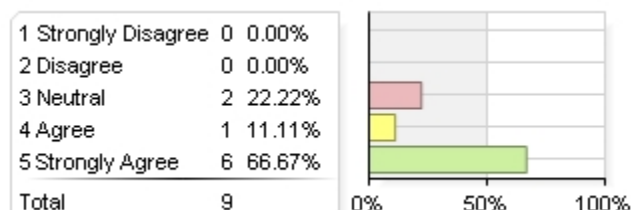
IV. Faculty Availability

Question	Instructor Average		Department Average (MUSC)		School Average (MU)		University	
	Mean	Median	Mean	Median	Mean	Median	Mean	Median
5. The instructor encouraged students to seek help if needed.	4.44	5.00	4.66	5.00	4.58	5.00	4.45	5.00
10. Assistance from the instructor was readily available if I sought help.	4.67	5.00	4.57	5.00	4.47	5.00	4.40	5.00
12. The instructor responded to my communications in a timely manner.	4.67	5.00	4.60	5.00	4.53	5.00	4.37	5.00
17. Communication with the instructor was helpful.	4.56	5.00	4.51	5.00	4.45	5.00	4.32	5.00
Overall	4.58	-	4.59	-	4.51	-	4.39	-

Instructor Related Questions

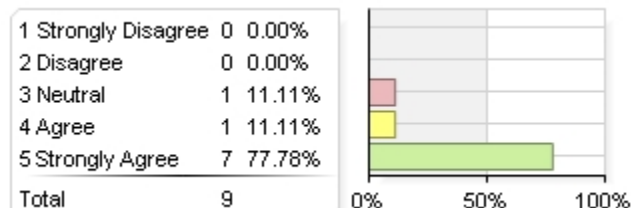
Competency Statistics	Value
Mean	4.63
Median	5.00
Standard Deviation	0.70

1. The instructor helped me to understand the material in this course.



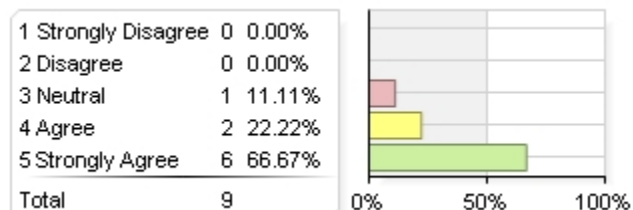
Statistics	Value
Response Count	9
Mean	4.44
Median	5.00

2. The instructor was enthusiastic about teaching.



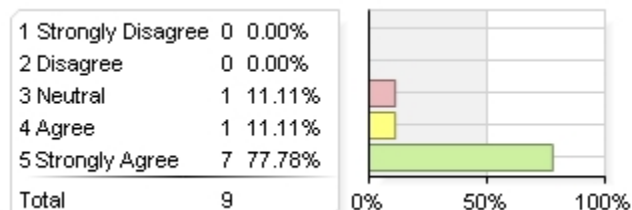
Statistics	Value
Response Count	9
Mean	4.67
Median	5.00

3. The assignments were helpful in acquiring a better understanding of course objectives.



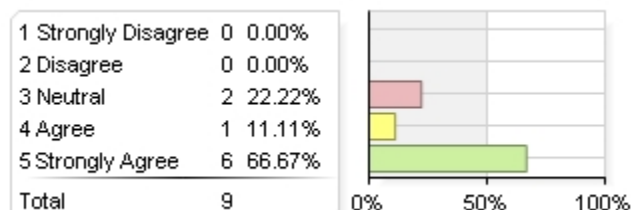
Statistics	Value
Response Count	9
Mean	4.56
Median	5.00

4. The instructor treated students with respect.



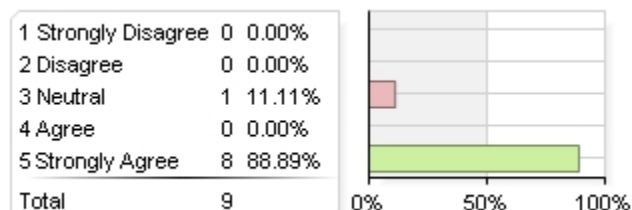
Statistics	Value
Response Count	9
Mean	4.67
Median	5.00

5. The instructor encouraged students to seek help if needed.



Statistics	Value
Response Count	9
Mean	4.44
Median	5.00

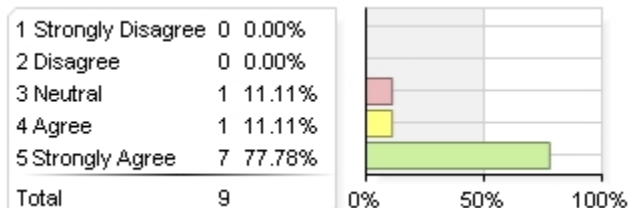
6. The instructor created a learning environment in which students felt comfortable asking questions.



Statistics	Value
Response Count	9
Mean	4.78
Median	5.00

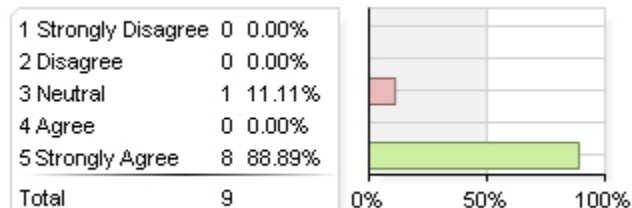
Instructor Related Questions (continued)

7. The instructor made it clear how student learning would be assessed.



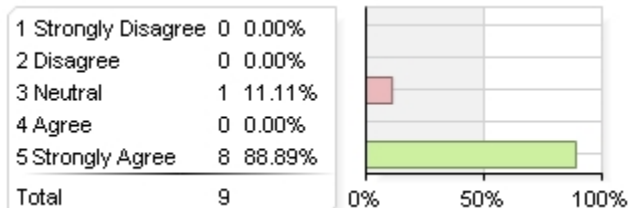
Statistics	Value
Response Count	9
Mean	4.67
Median	5.00

8. The instructor returned graded materials within an appropriate time frame.



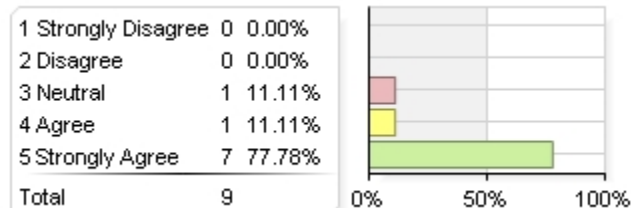
Statistics	Value
Response Count	9
Mean	4.78
Median	5.00

9. The instructor helped me to understand the relevance of this course.



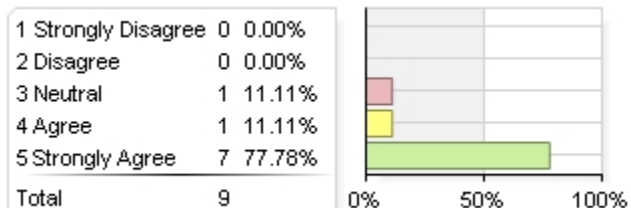
Statistics	Value
Response Count	9
Mean	4.78
Median	5.00

10. Assistance from the instructor was readily available if I sought help.



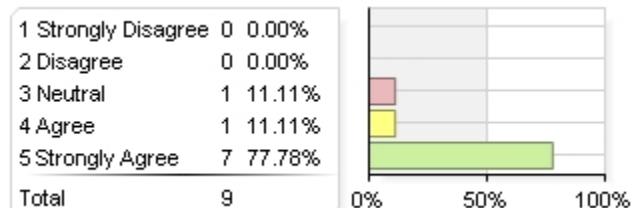
Statistics	Value
Response Count	9
Mean	4.67
Median	5.00

11. The instructor provided constructive feedback on course assignments and exams.



Statistics	Value
Response Count	9
Mean	4.67
Median	5.00

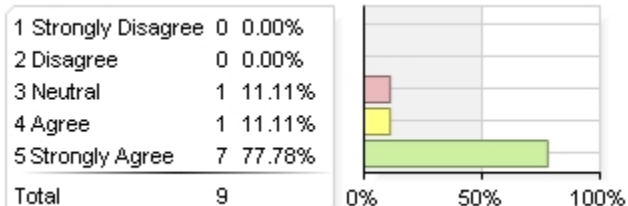
12. The instructor responded to my communications in a timely manner.



Statistics	Value
Response Count	9
Mean	4.67
Median	5.00

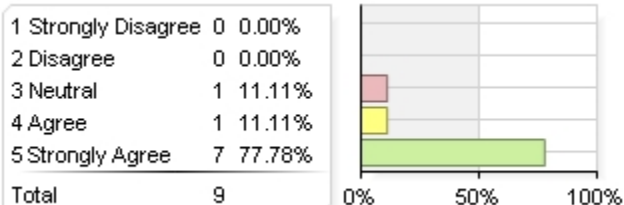
Instructor Related Questions (continued)

13. The instructor used a variety of instructional strategies.



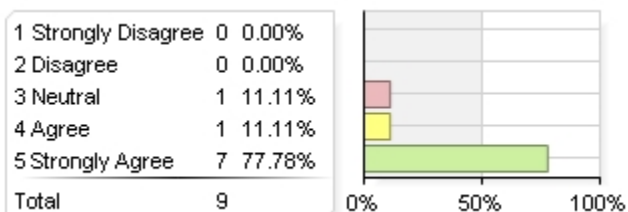
Statistics	Value
Response Count	9
Mean	4.67
Median	5.00

14. The instructor was well prepared for the course.



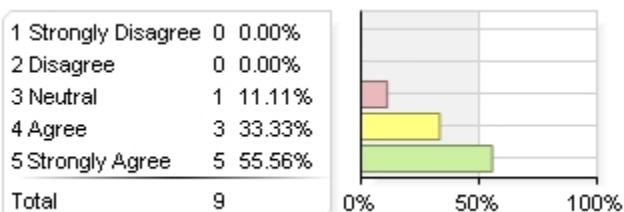
Statistics	Value
Response Count	9
Mean	4.67
Median	5.00

15. The instructor stimulated my thinking.



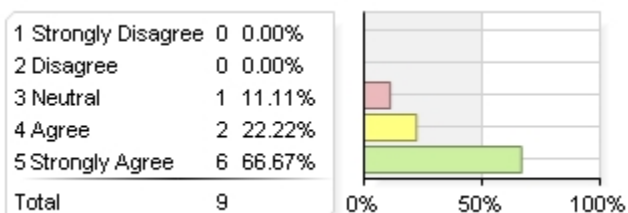
Statistics	Value
Response Count	9
Mean	4.67
Median	5.00

16. The instructor's explanations were clear.



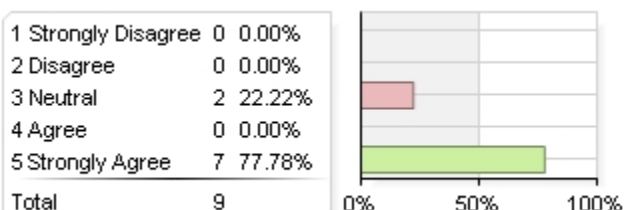
Statistics	Value
Response Count	9
Mean	4.44
Median	5.00

17. Communication with the instructor was helpful.



Statistics	Value
Response Count	9
Mean	4.56
Median	5.00

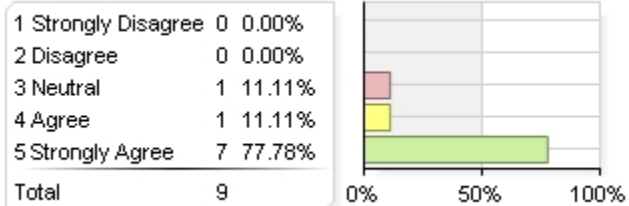
18. The instructor was concerned with whether or not the students learned the material.



Statistics	Value
Response Count	9
Mean	4.56
Median	5.00

Instructor Related Questions (continued)

19. The objectives of the course were well explained.



Statistics	Value
Response Count	9
Mean	4.67
Median	5.00

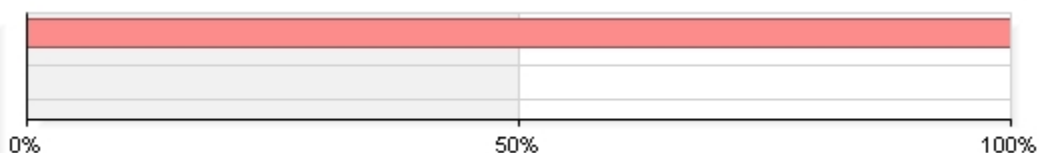
Question Ranking

Highest Ranking		
1	The instructor created a learning environment in which students felt comfortable asking questions.	4.78
2	The instructor returned graded materials within an appropriate time frame.	4.78
3	The instructor helped me to understand the relevance of this course.	4.78

Lowest Ranking		
1	The instructor helped me to understand the material in this course.	4.44
2	The instructor encouraged students to seek help if needed.	4.44
3	The instructor's explanations were clear.	4.44

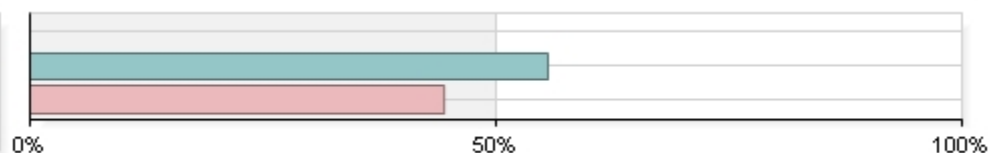
This course was:

1 Required	9	100.00%
2 Elective	0	0.00%
3 Other	0	0.00%
Total	9	



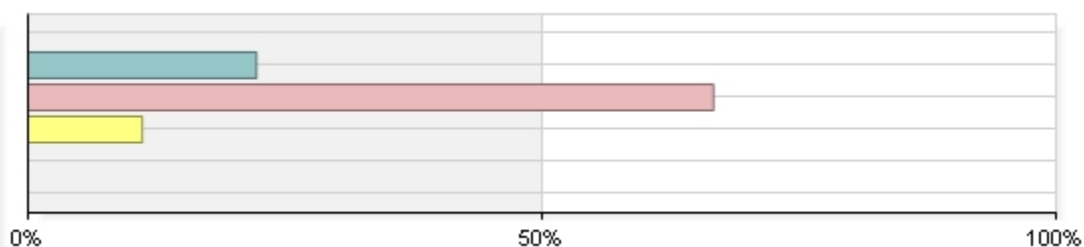
As compared to other courses, I found the level of difficulty of this course to be:

1 Less difficult	0	0.00%
2 More difficult	5	55.56%
3 About the same	4	44.44%
Total	9	



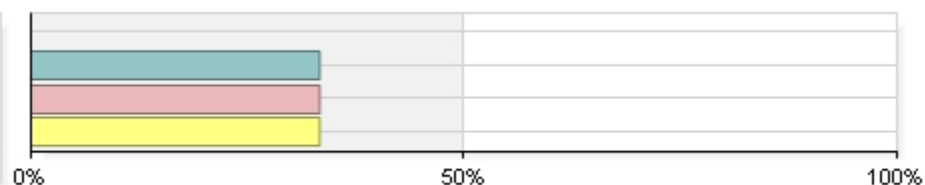
Hours per week devoted to this course outside of class:

1 0	0	0.00%
2 1 - 2	2	22.22%
3 3 - 4	6	66.67%
4 5 - 7	1	11.11%
5 8 - 10	0	0.00%
6 11 +	0	0.00%
Total	9	



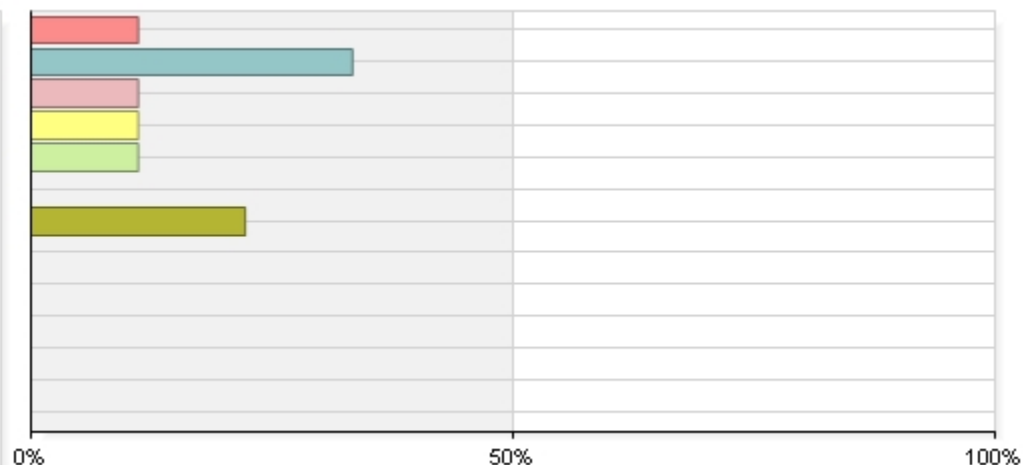
I would assess the effort I made in this course as:

1 Minimal	0	0.00%
2 Some effort	3	33.33%
3 A little more than usual	3	33.33%
4 A great deal of effort	3	33.33%
Total	9	



Expected grade in this course:

1 A	1	11.11%
2 A -	3	33.33%
3 B +	1	11.11%
4 B	1	11.11%
5 B -	1	11.11%
6 C +	0	0.00%
7 C	2	22.22%
8 D	0	0.00%
9 F	0	0.00%
10 Incomplete	0	0.00%
11 Don't know	0	0.00%
12 Pass	0	0.00%
13 Fail	0	0.00%
Total	9	



What aspects of the instructor's teaching were most effective?

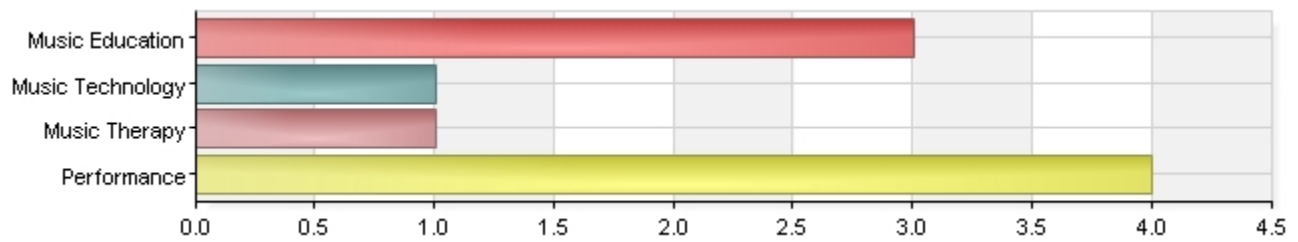
Comments
going over new content with us over a long period of time so we knew how to do it
The assignments really helped practice the material learned in class, and the fact that they were consistently collected at the same time in the week helped keep track of everything. The way he explains and interacts with the students keeps me engaged in the material and helps me remember and understand it more. Also the fact that everything we needed was always on Blackboard including handouts, text material, and class notes really helps stay on top of the course work and know what to expect.
Clear explanations and repetition
Dr. Miller has a vast knowledge of baroque music and styling, and he is more than willing to assist a student on anything if they need help.
Writing the notes in class and scanning and uploading them was a great deal of help to me. Dr. Miller did a great job in preparing his students to do very well in the course. Personally, I feel that I have learned more in this course than any other college class I have had so far.
I liked that he taught everything in an enthusiastic manner, and went into detail on the different subjects. His lessons weren't just broadly explaining the concept and then immediately testing us on it. His assignments and labs had a purpose, and you could see that he really wanted us to understand and learn the material, and would stop and re-explain if something wasn't entirely clear.
The ability to post questions on the online forum was very helpful. The feedback on assignments helped as well. As always, Dr. Miller's real-life applications help to get a cohesive understanding of the course material.
The teacher is constantly willing to drop whatever he is doing to help his students succeed.

How could this instructor improve his/her teaching effectiveness?

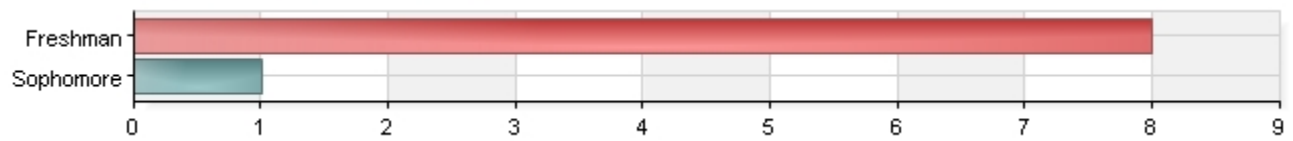
Comments
take more time to explain new content instead of rushing through. also make assignments on new content easier because i always do bad on assignments on the material we just learned because i'm a slow learner
Sometimes really boring repetitive homeworks are the best for ingraining things like resolve the chordal seventh down
N/A
I think sometimes going a little bit slower would help (especially for some of the more complicated subjects). Also, maybe doing some more melodic/rhythmic dictations in class.
Explain things in simpler terms sometimes. Occasionally, someone will ask a question and I will see what they're trying to ask, but sometimes Dr. Miller's explanations could be less wordy and more precise.
Again, less of a workload, more of an intensive focus on ordinary occurrences in music.

Demographics (data drawn from Banner)

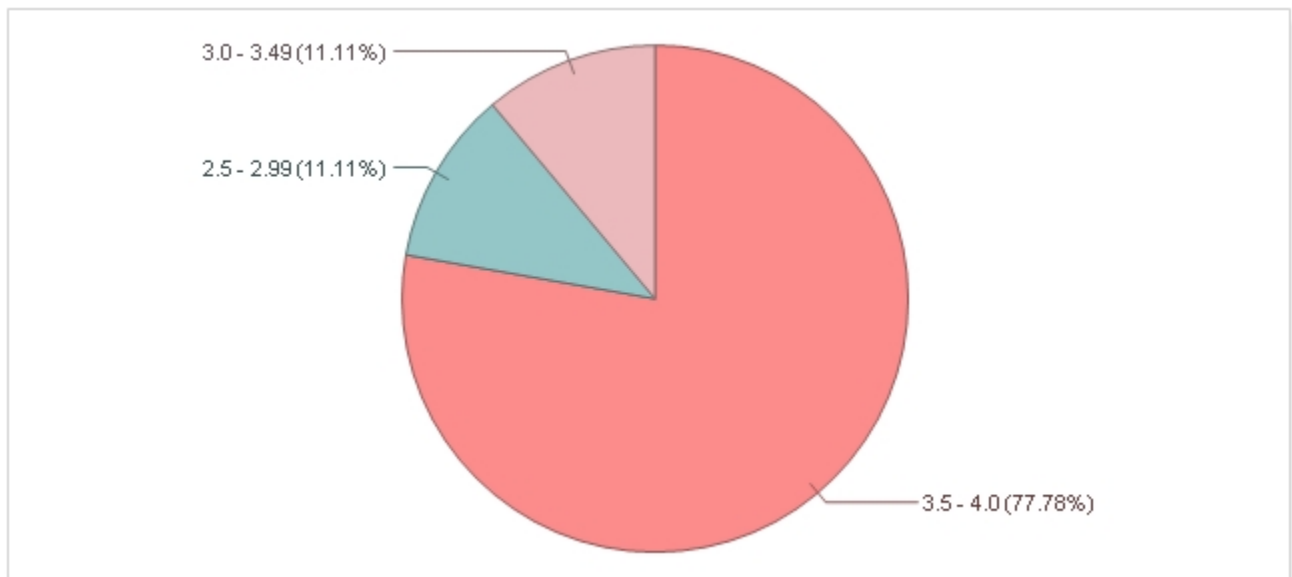
Major



Class Standing



Cumulative GPA:



SPRING 2019 - Faculty Member Report - for Musicianship II/Written - MU-MUSC-102-02-201920 - Paul Miller

SES 2.0 – Spring 2019 Student Evaluation Survey

Project Audience 25

Responses Received 14

Response Ratio 56.00%

Report Comments

Duquesne University
Academic Affairs
Report provided by Educational Technology

Creation Date Tue, May 14, 2019

Instructor Related Questions Table

Question	Instructor Average		Department Average (MUSC)		School Average (MU)		University	
	Mean	Median	Mean	Median	Mean	Median	Mean	Median
1. The instructor helped me to understand the material in this course.	4.57	5.00	4.50	5.00	4.49	5.00	4.29	5.00
2. The instructor was enthusiastic about teaching.	4.71	5.00	4.67	5.00	4.64	5.00	4.52	5.00
3. The assignments were helpful in acquiring a better understanding of course objectives.	4.57	5.00	4.44	5.00	4.42	5.00	4.25	5.00
4. The instructor treated students with respect.	4.57	5.00	4.54	5.00	4.59	5.00	4.54	5.00
5. The instructor encouraged students to seek help if needed.	4.64	5.00	4.66	5.00	4.58	5.00	4.45	5.00
6. The instructor created a learning environment in which students felt comfortable asking questions.	4.50	5.00	4.51	5.00	4.49	5.00	4.41	5.00
7. The instructor made it clear how student learning would be assessed.	4.57	5.00	4.44	5.00	4.41	5.00	4.32	5.00
8. The instructor returned graded materials within an appropriate time frame.	4.64	5.00	4.55	5.00	4.45	5.00	4.34	5.00
9. The instructor helped me to understand the relevance of this course.	4.57	5.00	4.46	5.00	4.50	5.00	4.35	5.00
10. Assistance from the instructor was readily available if I sought help.	4.57	5.00	4.57	5.00	4.47	5.00	4.40	5.00
11. The instructor provided constructive feedback on course assignments and exams.	4.64	5.00	4.51	5.00	4.45	5.00	4.25	5.00
12. The instructor responded to my communications in a timely manner.	4.57	5.00	4.60	5.00	4.53	5.00	4.37	5.00
13. The instructor used a variety of instructional strategies.	4.50	5.00	4.36	5.00	4.36	5.00	4.15	5.00
14. The instructor was well prepared for the course.	4.57	5.00	4.61	5.00	4.59	5.00	4.47	5.00
15. The instructor stimulated my thinking.	4.57	5.00	4.56	5.00	4.49	5.00	4.32	5.00
16. The instructor's explanations were clear.	4.50	5.00	4.34	5.00	4.36	5.00	4.21	5.00
17. Communication with the instructor was helpful.	4.50	5.00	4.51	5.00	4.45	5.00	4.32	5.00
18. The instructor was concerned with whether or not the students learned the material.	4.64	5.00	4.55	5.00	4.55	5.00	4.37	5.00
19. The objectives of the course were well explained.	4.64	5.00	4.54	5.00	4.48	5.00	4.33	5.00
Overall	4.58	-	4.52	-	4.49	-	4.35	-

Questions by Domain

I. Instructional Design

Question	Instructor Average		Department Average (MUSC)		School Average (MU)		University	
	Mean	Median	Mean	Median	Mean	Median	Mean	Median
3. The assignments were helpful in acquiring a better understanding of course objectives.	4.57	5.00	4.44	5.00	4.42	5.00	4.25	5.00
7. The instructor made it clear how student learning would be assessed.	4.57	5.00	4.44	5.00	4.41	5.00	4.32	5.00
11. The instructor provided constructive feedback on course assignments and exams.	4.64	5.00	4.51	5.00	4.45	5.00	4.25	5.00
Overall	4.60	-	4.46	-	4.43	-	4.27	-

II. Instructional Delivery

Question	Instructor Average		Department Average (MUSC)		School Average (MU)		University	
	Mean	Median	Mean	Median	Mean	Median	Mean	Median
2. The instructor was enthusiastic about teaching.	4.71	5.00	4.67	5.00	4.64	5.00	4.52	5.00
9. The instructor helped me to understand the relevance of this course.	4.57	5.00	4.46	5.00	4.50	5.00	4.35	5.00
13. The instructor used a variety of instructional strategies.	4.50	5.00	4.36	5.00	4.36	5.00	4.15	5.00
14. The instructor was well prepared for the course.	4.57	5.00	4.61	5.00	4.59	5.00	4.47	5.00
16. The instructor's explanations were clear.	4.50	5.00	4.34	5.00	4.36	5.00	4.21	5.00
19. The objectives of the course were well explained.	4.64	5.00	4.54	5.00	4.48	5.00	4.33	5.00
Overall	4.58	-	4.50	-	4.49	-	4.34	-

III. Attitudes Towards Student Learning

Question	Instructor Average		Department Average (MUSC)		School Average (MU)		University	
	Mean	Median	Mean	Median	Mean	Median	Mean	Median
1. The instructor helped me to understand the material in this course.	4.57	5.00	4.50	5.00	4.49	5.00	4.29	5.00
4. The instructor treated students with respect.	4.57	5.00	4.54	5.00	4.59	5.00	4.54	5.00
6. The instructor created a learning environment in which students felt comfortable asking questions.	4.50	5.00	4.51	5.00	4.49	5.00	4.41	5.00
8. The instructor returned graded materials within an appropriate time frame.	4.64	5.00	4.55	5.00	4.45	5.00	4.34	5.00
15. The instructor stimulated my thinking.	4.57	5.00	4.56	5.00	4.49	5.00	4.32	5.00
18. The instructor was concerned with whether or not the students learned the material.	4.64	5.00	4.55	5.00	4.55	5.00	4.37	5.00
Overall	4.58	-	4.54	-	4.51	-	4.38	-

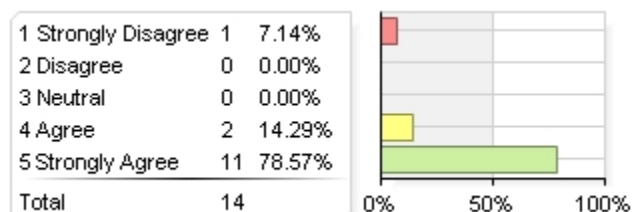
IV. Faculty Availability

Question	Instructor Average		Department Average (MUSC)		School Average (MU)		University	
	Mean	Median	Mean	Median	Mean	Median	Mean	Median
5. The instructor encouraged students to seek help if needed.	4.64	5.00	4.66	5.00	4.58	5.00	4.45	5.00
10. Assistance from the instructor was readily available if I sought help.	4.57	5.00	4.57	5.00	4.47	5.00	4.40	5.00
12. The instructor responded to my communications in a timely manner.	4.57	5.00	4.60	5.00	4.53	5.00	4.37	5.00
17. Communication with the instructor was helpful.	4.50	5.00	4.51	5.00	4.45	5.00	4.32	5.00
Overall	4.57	-	4.59	-	4.51	-	4.39	-

Instructor Related Questions

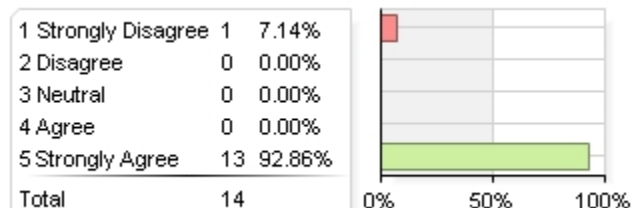
Competency Statistics	Value
Mean	4.58
Median	5.00
Standard Deviation	1.05

1. The instructor helped me to understand the material in this course.



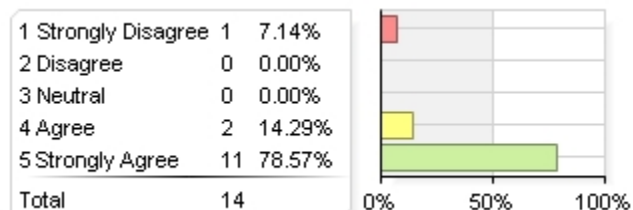
Statistics	Value
Response Count	14
Mean	4.57
Median	5.00

2. The instructor was enthusiastic about teaching.



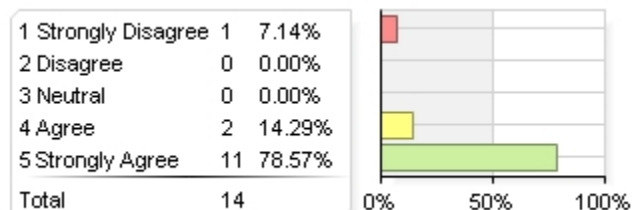
Statistics	Value
Response Count	14
Mean	4.71
Median	5.00

3. The assignments were helpful in acquiring a better understanding of course objectives.



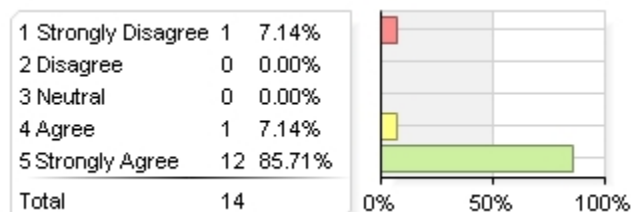
Statistics	Value
Response Count	14
Mean	4.57
Median	5.00

4. The instructor treated students with respect.



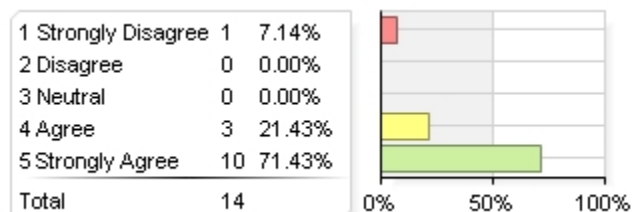
Statistics	Value
Response Count	14
Mean	4.57
Median	5.00

5. The instructor encouraged students to seek help if needed.



Statistics	Value
Response Count	14
Mean	4.64
Median	5.00

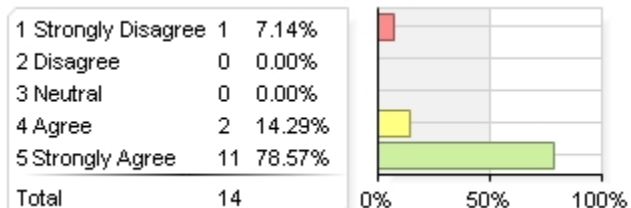
6. The instructor created a learning environment in which students felt comfortable asking questions.



Statistics	Value
Response Count	14
Mean	4.50
Median	5.00

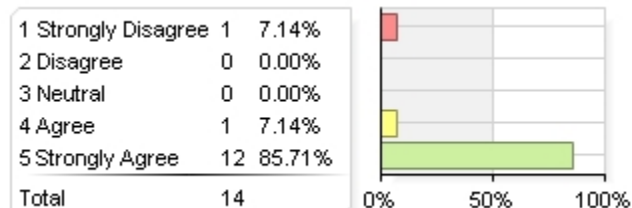
Instructor Related Questions (continued)

7. The instructor made it clear how student learning would be assessed.



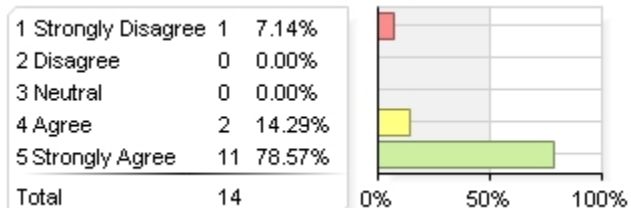
Statistics	Value
Response Count	14
Mean	4.57
Median	5.00

8. The instructor returned graded materials within an appropriate time frame.



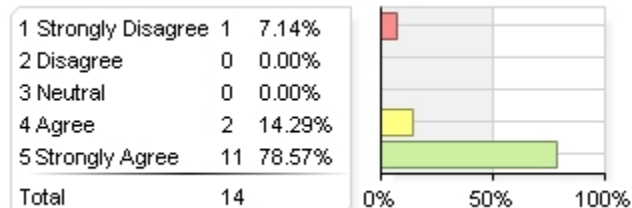
Statistics	Value
Response Count	14
Mean	4.64
Median	5.00

9. The instructor helped me to understand the relevance of this course.



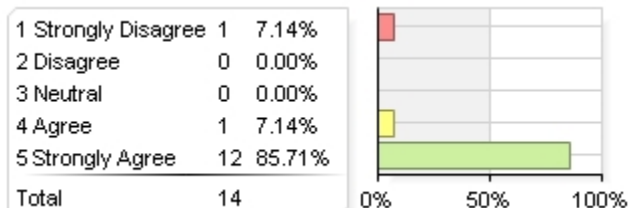
Statistics	Value
Response Count	14
Mean	4.57
Median	5.00

10. Assistance from the instructor was readily available if I sought help.



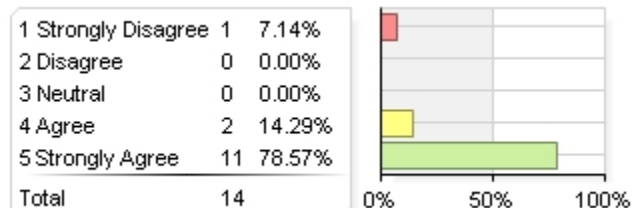
Statistics	Value
Response Count	14
Mean	4.57
Median	5.00

11. The instructor provided constructive feedback on course assignments and exams.



Statistics	Value
Response Count	14
Mean	4.64
Median	5.00

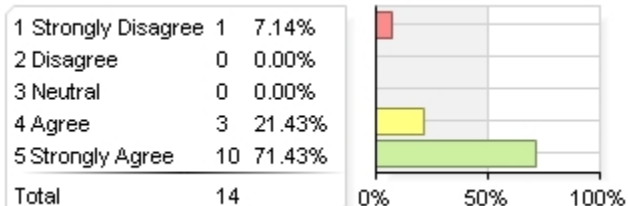
12. The instructor responded to my communications in a timely manner.



Statistics	Value
Response Count	14
Mean	4.57
Median	5.00

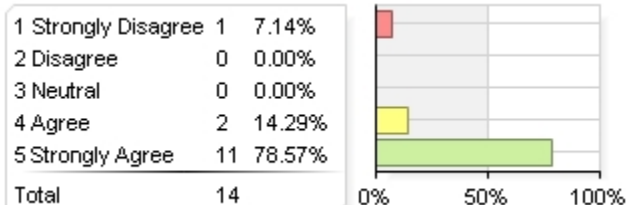
Instructor Related Questions (continued)

13. The instructor used a variety of instructional strategies.



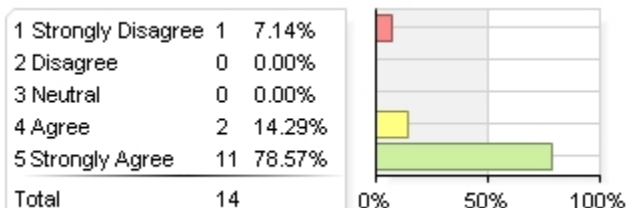
Statistics	Value
Response Count	14
Mean	4.50
Median	5.00

14. The instructor was well prepared for the course.



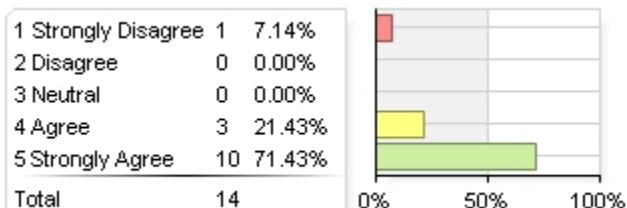
Statistics	Value
Response Count	14
Mean	4.57
Median	5.00

15. The instructor stimulated my thinking.



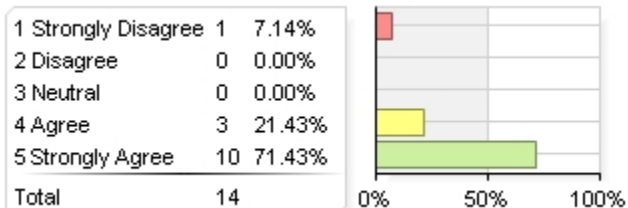
Statistics	Value
Response Count	14
Mean	4.57
Median	5.00

16. The instructor's explanations were clear.



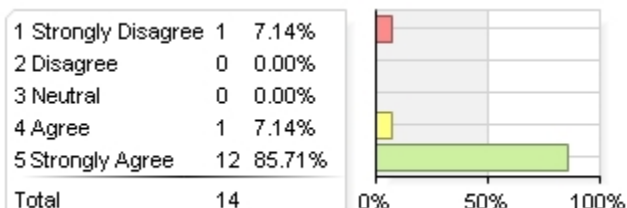
Statistics	Value
Response Count	14
Mean	4.50
Median	5.00

17. Communication with the instructor was helpful.



Statistics	Value
Response Count	14
Mean	4.50
Median	5.00

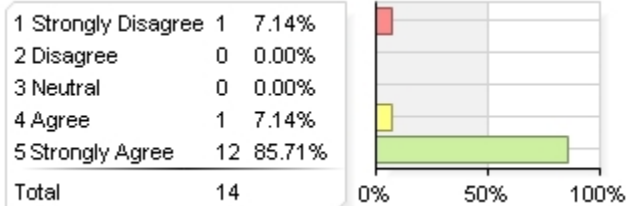
18. The instructor was concerned with whether or not the students learned the material.



Statistics	Value
Response Count	14
Mean	4.64
Median	5.00

Instructor Related Questions (continued)

19. The objectives of the course were well explained.



Statistics	Value
Response Count	14
Mean	4.64
Median	5.00

Question Ranking

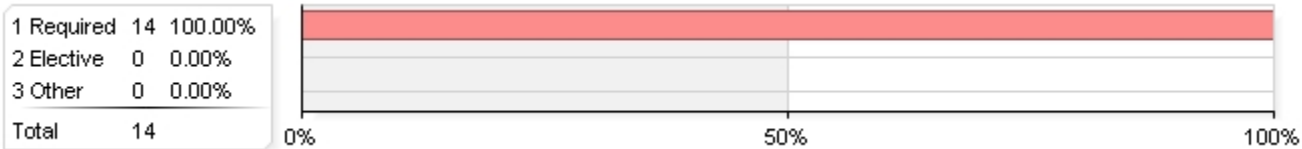
Highest Ranking

1	The instructor was enthusiastic about teaching.	4.71
2	The instructor encouraged students to seek help if needed.	4.64
3	The instructor returned graded materials within an appropriate time frame.	4.64

Lowest Ranking

1	The instructor created a learning environment in which students felt comfortable asking questions.	4.50
2	The instructor used a variety of instructional strategies.	4.50
3	The instructor's explanations were clear.	4.50

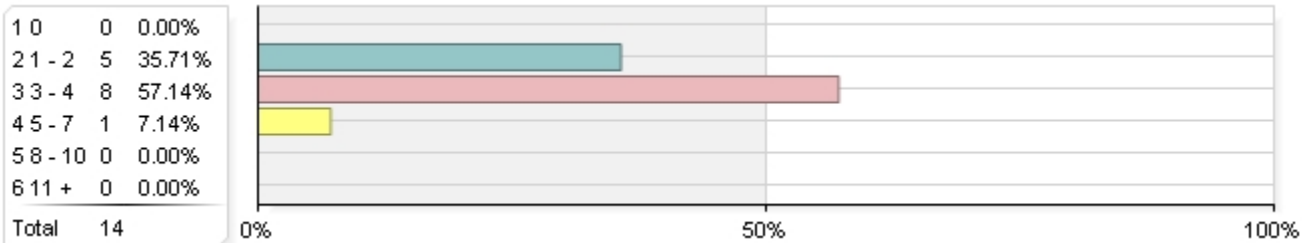
This course was:



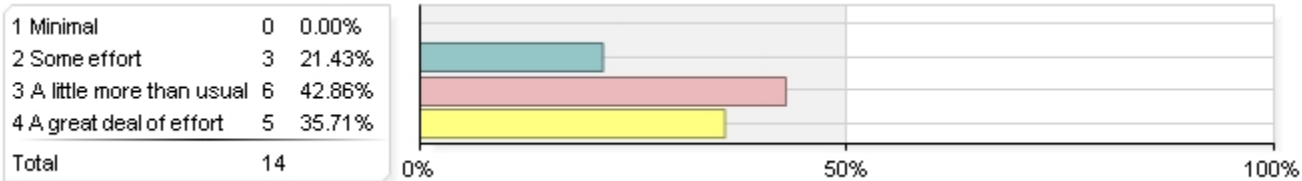
As compared to other courses, I found the level of difficulty of this course to be:



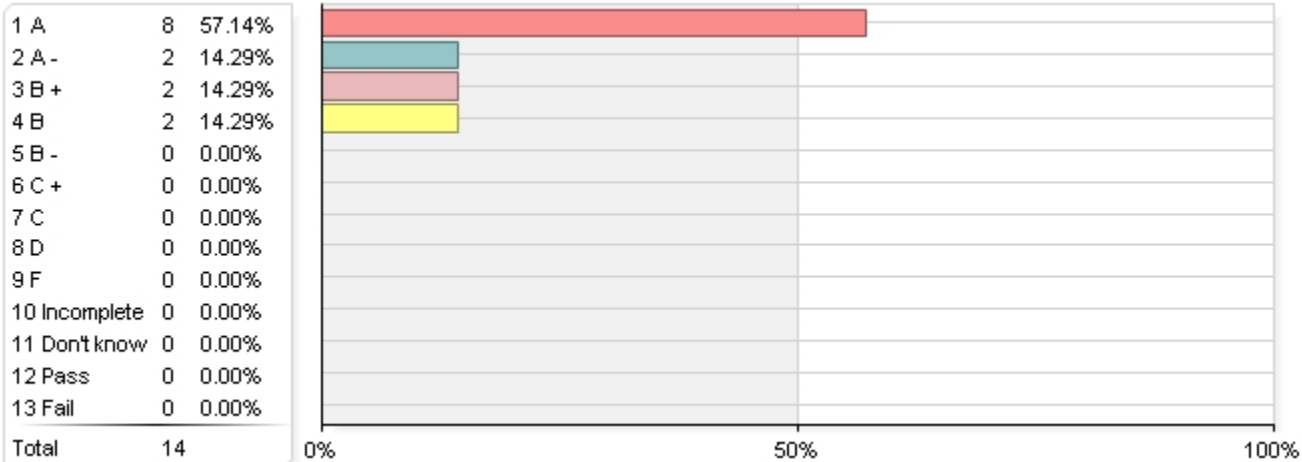
Hours per week devoted to this course outside of class:



I would assess the effort I made in this course as:



Expected grade in this course:



What aspects of the instructor's teaching were most effective?

Comments
This is just a copy & pasted response from the Musicianship II/Aural SES form because it is basically the same class.
Dr. Miller has done a lot of in-class work with improving aural skills. I think it was important for us to learn and understand how to practice aural skills in order to improve them, so what Dr. Miller did in class was very helpful. Also, having musical examples from famous classical works were effective on two fronts, because if we already recognized or knew the piece, it would be easy to remember the concept (for example, schemes) we were being taught, and if we didn't already know the piece, it would be good to be able to recognize it in the future, because I believe knowing famous classical works is part of what it means to be a well-rounded music student. Apart from Dr. Miller's effective and efficient pedagogical methods, he is also the most enthusiastic teacher I have had thus far. He is genuinely excited to teach us about music theory, and how it can be applied, and how it relates to the historical progression of western music. In my opinion, Dr. Miller's enthusiastic attitude toward teaching and willingness to give his students extra help outside of class is what really sets him apart from most teachers and is what makes him such a great teacher.
Dr. Miller was very good at making the learning engaging and stimulating for everyone while keeping an enjoyable atmosphere in the class.
Visual aids and in class activities made the content much more tangible.
I like when he showed examples of music that actually uses what we've been talking about in class.
–being able to play the piano very well in order to make whatever was written more than just a visual –making each assignment with a video so we had a source for examples if struggling
The way the course is set up is very good and interesting while being productive. I like how everything is applied over time and how it builds on itself. I like that he goes over past assignments in class and is willing to be helpful and spend extra time if needed.
His vast amount of examples in class and creative ways to involve the students made class not only effective but entertaining. Truly amazing at getting students involved.
The work load is reasonable and helps with going over what we have done in class. It is great practice and helps with working out what the individual needs to work on.
Everything. But especially Dr. Miller's enthusiasm to help us.
Enthusiasm, enthusiasm, enthusiasm! This class is a joy to attend and makes early mornings worthwhile!
Dr. Miller is always clear in his explanations and is always very helpful!
The videos he made for all of the written assignments were VERY useful and GREATLY appreciated.
Demonstrating the steps to use to approach each of the topics discussed in class was helpful, as were all of the handouts used throughout the course to clarify information. Going through multiple examples was also beneficial.

How could this instructor improve his/her teaching effectiveness?

Comments

This is just a copy & pasted response from the Musicianship II/Aural SES form because it is basically the same class.

Sometimes Dr. Miller goes on tangents. I suppose if he refrained from tangents then that would improve his teaching effectiveness. However, the tangents also keep the class awake and listening, so I don't think it's too much of a detriment to the class.

N/A

No complaints.

I think he just needs to keep doing what he's doing.

—so knowledgeable about all the topics that sometimes its hard for you to explain things in a "dumbed" down fundamental way of speaking. Many people weren't sure why we were learning applied chords and didn't even know something like that existed, of which those topics were sort of glossed over in class

Within the teaching of certain material in this course, it builds fast and if you miss one thing you get a little lost or behind. Maybe just review a little bit before getting into the new concepts. Just briefly or review basic concepts that may have been forgotten.

I could not find a way.

Due to class size, we didn't get as much individual attention which is not his fault at all.

There was a lot of talking in our class, so there was little time to clear up confusion or delve deeper into the concepts Dr. Miller was teaching us.

The only thing I can think of is finding a less temperamental ELMO (even though ELMO's tantrums are pretty out of control), but that seems to be fixed!

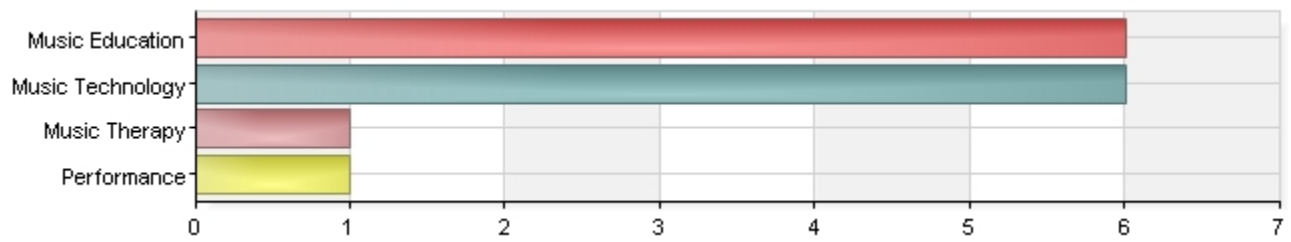
The only thing I would suggest it to bring back synthie! It's a very fun way to learn and it is something students are bound to remember. Even if you only bring it in for a designated "synth day" or something.

Just keep doing you, Paul.

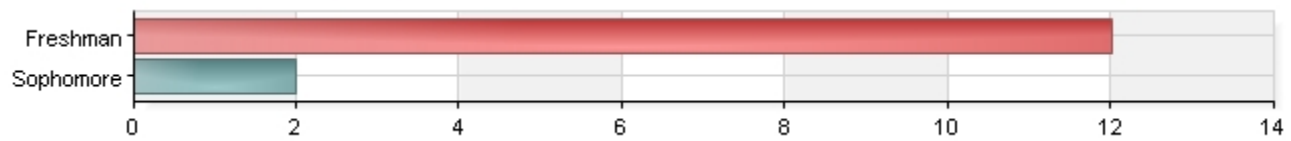
Calling on random individuals makes some very anxious in this setting, especially as these concepts don't come easily to everyone and that may be a bit of a sore spot.

Demographics (data drawn from Banner)

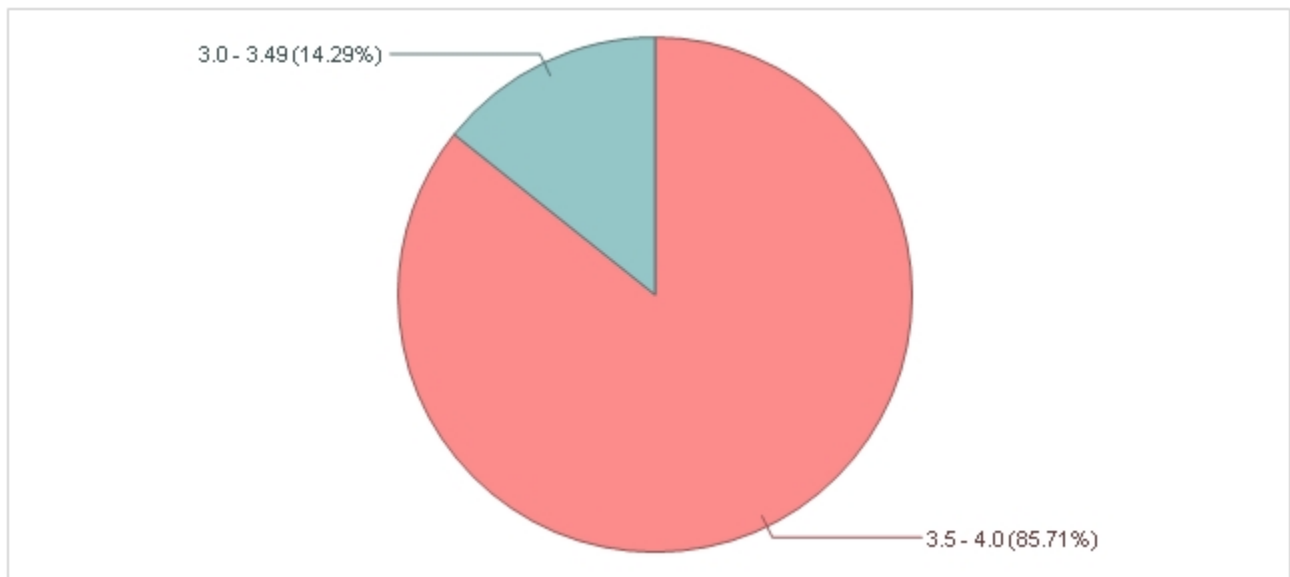
Major



Class Standing



Cumulative GPA:



SPRING 2019 - Faculty Member Report - for Topics in Mus Thry & Analysis:-3N(Topics in Mus Thry & Analysis: - MU-GMTH-549-02-201920,Topics in Mus Thry & Analysis - MU-MUSC-426-02-201920) - Paul Miller

SES 2.0 – Spring 2019 Student Evaluation Survey

Project Audience 16

Responses Received 14

Response Ratio 87.50%

Report Comments

Duquesne University
Academic Affairs
Report provided by Educational Technology

Creation Date Tue, May 14, 2019

Instructor Related Questions Table

Question	Instructor Average		Department Average (GMTH)		Department Average (MUSC)		School Average (MU)		University	
	Mean	Median	Mean	Median	Mean	Median	Mean	Median	Mean	Median
1. The instructor helped me to understand the material in this course.	4.71	5.00	4.68	5.00	4.50	5.00	4.49	5.00	4.29	5.00
2. The instructor was enthusiastic about teaching.	5.00	5.00	4.89	5.00	4.67	5.00	4.64	5.00	4.52	5.00
3. The assignments were helpful in acquiring a better understanding of course objectives.	4.79	5.00	4.68	5.00	4.44	5.00	4.42	5.00	4.25	5.00
4. The instructor treated students with respect.	4.79	5.00	4.75	5.00	4.54	5.00	4.59	5.00	4.54	5.00
5. The instructor encouraged students to seek help if needed.	5.00	5.00	4.86	5.00	4.66	5.00	4.58	5.00	4.45	5.00
6. The instructor created a learning environment in which students felt comfortable asking questions.	4.93	5.00	4.79	5.00	4.51	5.00	4.49	5.00	4.41	5.00
7. The instructor made it clear how student learning would be assessed.	4.86	5.00	4.75	5.00	4.44	5.00	4.41	5.00	4.32	5.00
8. The instructor returned graded materials within an appropriate time frame.	4.86	5.00	4.79	5.00	4.55	5.00	4.45	5.00	4.34	5.00
9. The instructor helped me to understand the relevance of this course.	4.71	5.00	4.64	5.00	4.46	5.00	4.50	5.00	4.35	5.00
10. Assistance from the instructor was readily available if I sought help.	4.93	5.00	4.79	5.00	4.57	5.00	4.47	5.00	4.40	5.00
11. The instructor provided constructive feedback on course assignments and exams.	4.86	5.00	4.75	5.00	4.51	5.00	4.45	5.00	4.25	5.00
12. The instructor responded to my communications in a timely manner.	4.86	5.00	4.82	5.00	4.60	5.00	4.53	5.00	4.37	5.00
13. The instructor used a variety of instructional strategies.	4.64	5.00	4.61	5.00	4.36	5.00	4.36	5.00	4.15	5.00
14. The instructor was well prepared for the course.	4.86	5.00	4.79	5.00	4.61	5.00	4.59	5.00	4.47	5.00
15. The instructor stimulated my thinking.	4.79	5.00	4.71	5.00	4.56	5.00	4.49	5.00	4.32	5.00
16. The instructor's explanations were clear.	4.64	5.00	4.64	5.00	4.34	5.00	4.36	5.00	4.21	5.00
17. Communication with the instructor was helpful.	4.93	5.00	4.82	5.00	4.51	5.00	4.45	5.00	4.32	5.00
18. The instructor was										

Question	Instructor Average		Department Average (GMTH)		Department Average (MUSC)		School Average (MU)		University	
	Mean	Median	Mean	Median	Mean	Median	Mean	Median	Mean	Median
concerned with whether or not the students learned the material.	4.86	5.00	4.75	5.00	4.55	5.00	4.55	5.00	4.37	5.00
19. The objectives of the course were well explained.	4.86	5.00	4.78	5.00	4.54	5.00	4.48	5.00	4.33	5.00
Overall	4.83	-	4.75	-	4.52	-	4.49	-	4.35	-

Questions by Domain

I.Instructional Design

Question	Instructor Average		Department Average (GMTH)		Department Average (MUSC)		School Average (MU)		University	
	Mean	Median	Mean	Median	Mean	Median	Mean	Median	Mean	Median
3. The assignments were helpful in acquiring a better understanding of course objectives.	4.79	5.00	4.68	5.00	4.44	5.00	4.42	5.00	4.25	5.00
7. The instructor made it clear how student learning would be assessed.	4.86	5.00	4.75	5.00	4.44	5.00	4.41	5.00	4.32	5.00
11. The instructor provided constructive feedback on course assignments and exams.	4.86	5.00	4.75	5.00	4.51	5.00	4.45	5.00	4.25	5.00
Overall	4.83	-	4.73	-	4.46	-	4.43	-	4.27	-

II. Instructional Delivery

Question	Instructor Average		Department Average (GMTH)		Department Average (MUSC)		School Average (MU)		University	
	Mean	Median	Mean	Median	Mean	Median	Mean	Median	Mean	Median
2. The instructor was enthusiastic about teaching.	5.00	5.00	4.89	5.00	4.67	5.00	4.64	5.00	4.52	5.00
9. The instructor helped me to understand the relevance of this course.	4.71	5.00	4.64	5.00	4.46	5.00	4.50	5.00	4.35	5.00
13. The instructor used a variety of instructional strategies.	4.64	5.00	4.61	5.00	4.36	5.00	4.36	5.00	4.15	5.00
14. The instructor was well prepared for the course.	4.86	5.00	4.79	5.00	4.61	5.00	4.59	5.00	4.47	5.00
16. The instructor's explanations were clear.	4.64	5.00	4.64	5.00	4.34	5.00	4.36	5.00	4.21	5.00
19. The objectives of the course were well explained.	4.86	5.00	4.78	5.00	4.54	5.00	4.48	5.00	4.33	5.00
Overall	4.79	-	4.72	-	4.50	-	4.49	-	4.34	-

III. Attitudes Towards Student Learning

Question	Instructor Average		Department Average (GMTH)		Department Average (MUSC)		School Average (MU)		University	
	Mean	Median	Mean	Median	Mean	Median	Mean	Median	Mean	Median
1. The instructor helped me to understand the material in this course.	4.71	5.00	4.68	5.00	4.50	5.00	4.49	5.00	4.29	5.00
4. The instructor treated students with respect.	4.79	5.00	4.75	5.00	4.54	5.00	4.59	5.00	4.54	5.00
6. The instructor created a learning environment in which students felt comfortable asking questions.	4.93	5.00	4.79	5.00	4.51	5.00	4.49	5.00	4.41	5.00
8. The instructor returned graded materials within an appropriate time frame.	4.86	5.00	4.79	5.00	4.55	5.00	4.45	5.00	4.34	5.00
15. The instructor stimulated my thinking.	4.79	5.00	4.71	5.00	4.56	5.00	4.49	5.00	4.32	5.00
18. The instructor was concerned with whether or not the students learned the material.	4.86	5.00	4.75	5.00	4.55	5.00	4.55	5.00	4.37	5.00
Overall	4.82	-	4.74	-	4.54	-	4.51	-	4.38	-

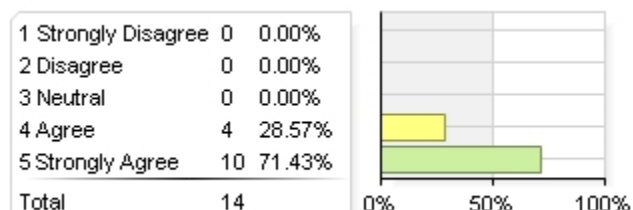
IV. Faculty Availability

Question	Instructor Average		Department Average (GMTH)		Department Average (MUSC)		School Average (MU)		University	
	Mean	Median	Mean	Median	Mean	Median	Mean	Median	Mean	Median
5. The instructor encouraged students to seek help if needed.	5.00	5.00	4.86	5.00	4.66	5.00	4.58	5.00	4.45	5.00
10. Assistance from the instructor was readily available if I sought help.	4.93	5.00	4.79	5.00	4.57	5.00	4.47	5.00	4.40	5.00
12. The instructor responded to my communications in a timely manner.	4.86	5.00	4.82	5.00	4.60	5.00	4.53	5.00	4.37	5.00
17. Communication with the instructor was helpful.	4.93	5.00	4.82	5.00	4.51	5.00	4.45	5.00	4.32	5.00
Overall	4.93	-	4.82	-	4.59	-	4.51	-	4.39	-

Instructor Related Questions

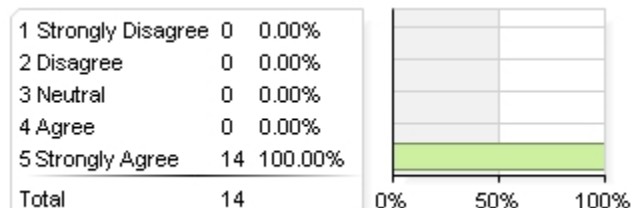
Competency Statistics	Value
Mean	4.83
Median	5.00
Standard Deviation	0.41

1. The instructor helped me to understand the material in this course.



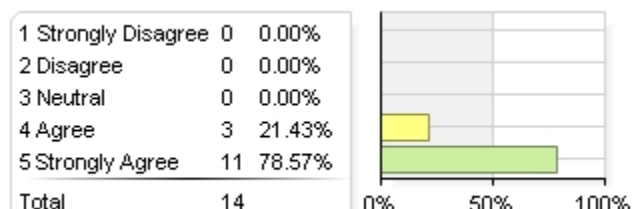
Statistics	Value
Response Count	14
Mean	4.71
Median	5.00

2. The instructor was enthusiastic about teaching.



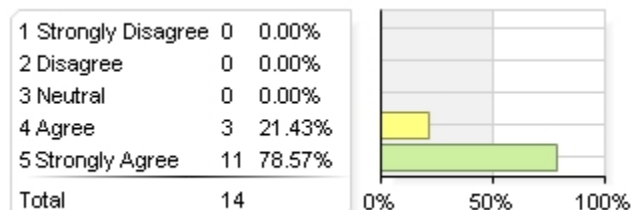
Statistics	Value
Response Count	14
Mean	5.00
Median	5.00

3. The assignments were helpful in acquiring a better understanding of course objectives.



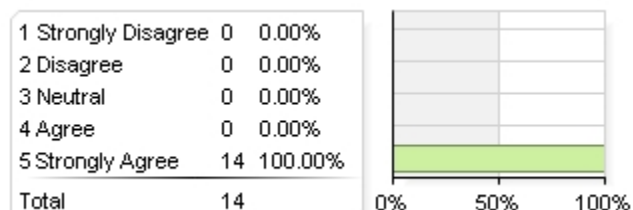
Statistics	Value
Response Count	14
Mean	4.79
Median	5.00

4. The instructor treated students with respect.



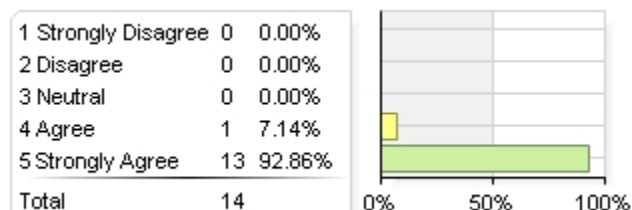
Statistics	Value
Response Count	14
Mean	4.79
Median	5.00

5. The instructor encouraged students to seek help if needed.



Statistics	Value
Response Count	14
Mean	5.00
Median	5.00

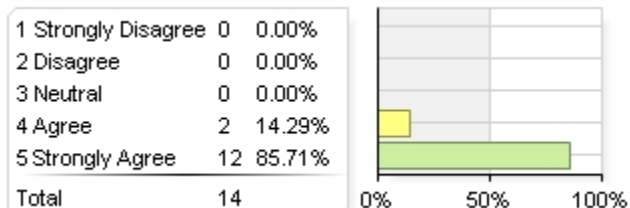
6. The instructor created a learning environment in which students felt comfortable asking questions.



Statistics	Value
Response Count	14
Mean	4.93
Median	5.00

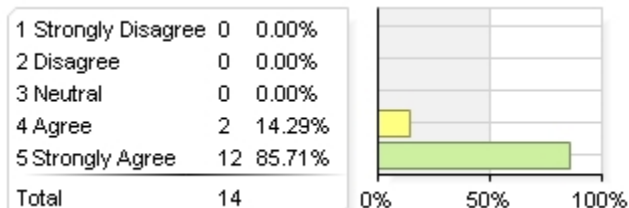
Instructor Related Questions (continued)

7. The instructor made it clear how student learning would be assessed.



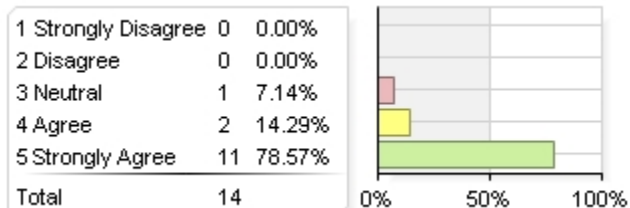
Statistics	Value
Response Count	14
Mean	4.86
Median	5.00

8. The instructor returned graded materials within an appropriate time frame.



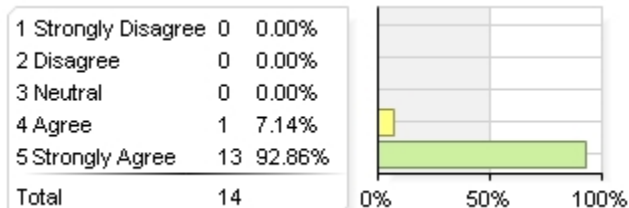
Statistics	Value
Response Count	14
Mean	4.86
Median	5.00

9. The instructor helped me to understand the relevance of this course.



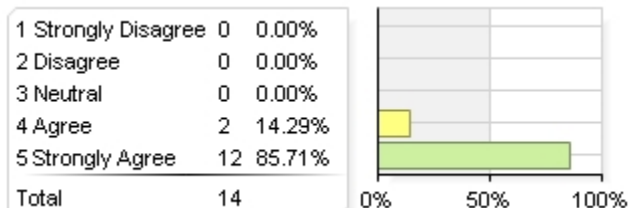
Statistics	Value
Response Count	14
Mean	4.71
Median	5.00

10. Assistance from the instructor was readily available if I sought help.



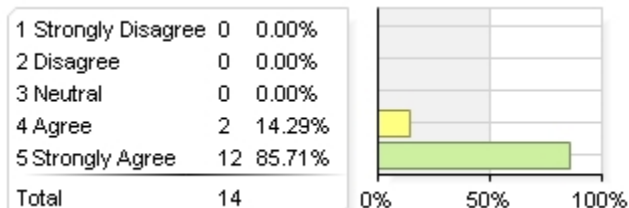
Statistics	Value
Response Count	14
Mean	4.93
Median	5.00

11. The instructor provided constructive feedback on course assignments and exams.



Statistics	Value
Response Count	14
Mean	4.86
Median	5.00

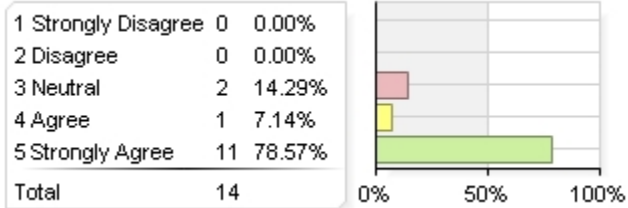
12. The instructor responded to my communications in a timely manner.



Statistics	Value
Response Count	14
Mean	4.86
Median	5.00

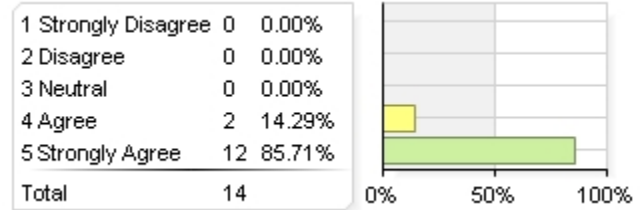
Instructor Related Questions (continued)

13. The instructor used a variety of instructional strategies.



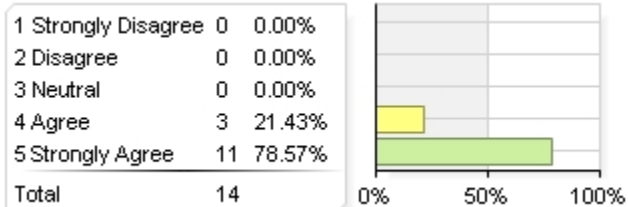
Statistics	Value
Response Count	14
Mean	4.64
Median	5.00

14. The instructor was well prepared for the course.



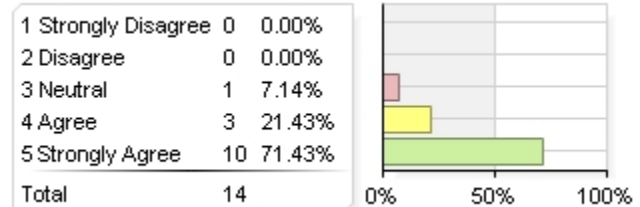
Statistics	Value
Response Count	14
Mean	4.86
Median	5.00

15. The instructor stimulated my thinking.



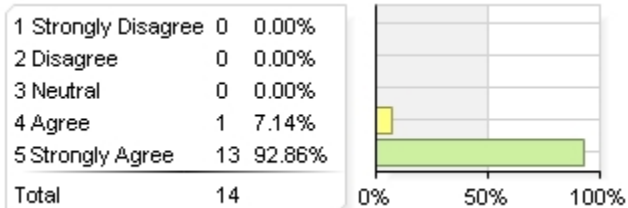
Statistics	Value
Response Count	14
Mean	4.79
Median	5.00

16. The instructor's explanations were clear.



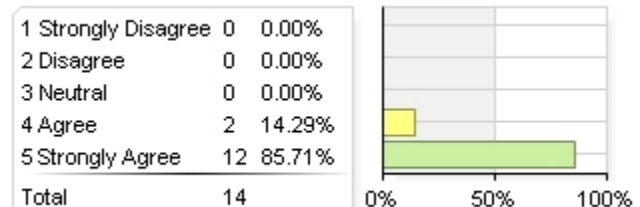
Statistics	Value
Response Count	14
Mean	4.64
Median	5.00

17. Communication with the instructor was helpful.



Statistics	Value
Response Count	14
Mean	4.93
Median	5.00

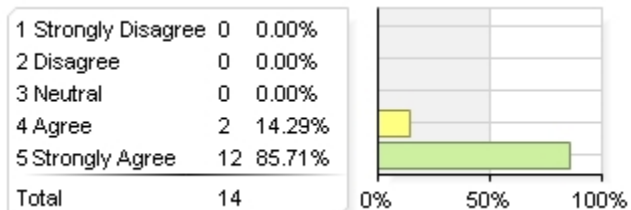
18. The instructor was concerned with whether or not the students learned the material.



Statistics	Value
Response Count	14
Mean	4.86
Median	5.00

Instructor Related Questions (continued)

19. The objectives of the course were well explained.



Statistics	Value
Response Count	14
Mean	4.86
Median	5.00

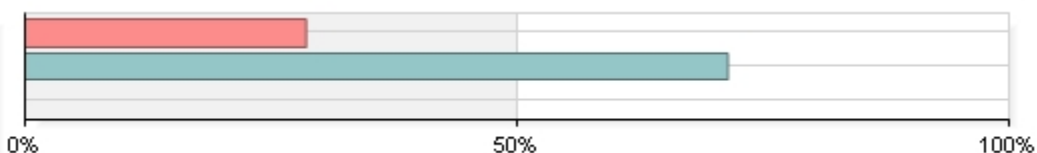
Question Ranking

Highest Ranking		
1	The instructor was enthusiastic about teaching.	5.00
2	The instructor encouraged students to seek help if needed.	5.00
3	The instructor created a learning environment in which students felt comfortable asking questions.	4.93

Lowest Ranking		
1	The instructor used a variety of instructional strategies.	4.64
2	The instructor's explanations were clear.	4.64
3	The instructor helped me to understand the material in this course.	4.71

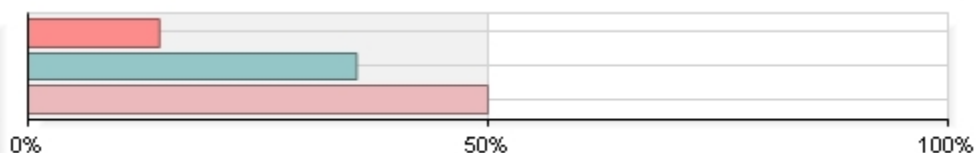
This course was:

1 Required	4	28.57%
2 Elective	10	71.43%
3 Other	0	0.00%
Total	14	



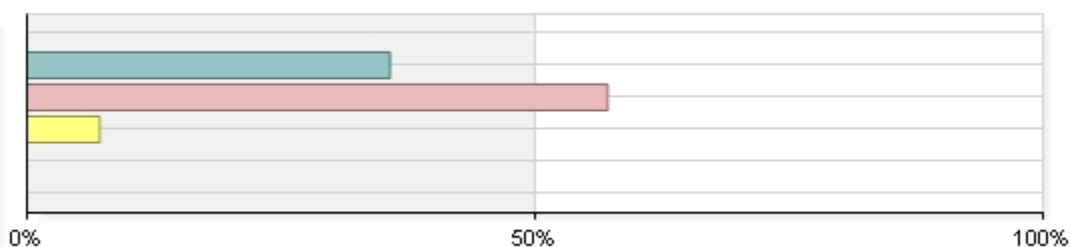
As compared to other courses, I found the level of difficulty of this course to be:

1 Less difficult	2	14.29%
2 More difficult	5	35.71%
3 About the same	7	50.00%
Total	14	



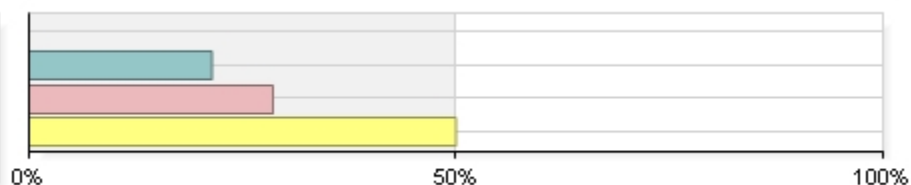
Hours per week devoted to this course outside of class:

1 0	0	0.00%
2 1 - 2	5	35.71%
3 3 - 4	8	57.14%
4 5 - 7	1	7.14%
5 8 - 10	0	0.00%
6 11 +	0	0.00%
Total	14	



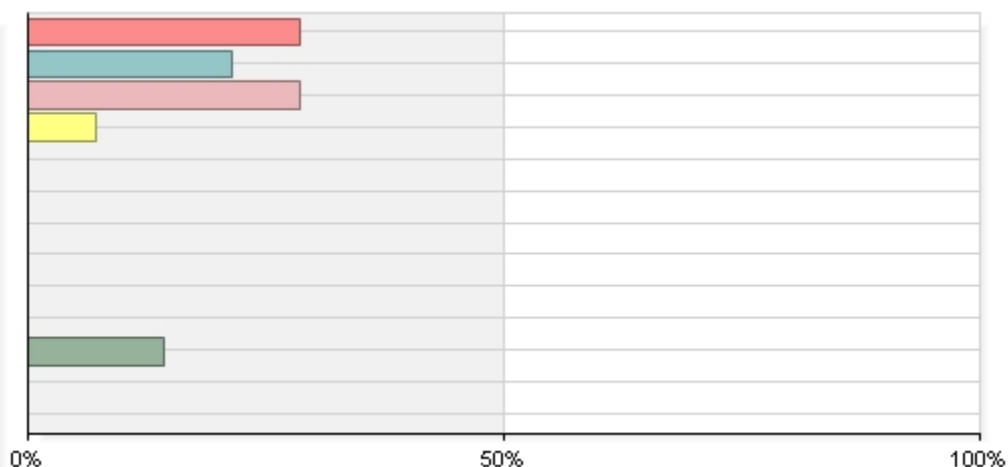
I would assess the effort I made in this course as:

1 Minimal	0	0.00%
2 Some effort	3	21.43%
3 A little more than usual	4	28.57%
4 A great deal of effort	7	50.00%
Total	14	



Expected grade in this course:

1 A	4	28.57%
2 A -	3	21.43%
3 B +	4	28.57%
4 B	1	7.14%
5 B -	0	0.00%
6 C +	0	0.00%
7 C	0	0.00%
8 D	0	0.00%
9 F	0	0.00%
10 Incomplete	0	0.00%
11 Don't know	2	14.29%
12 Pass	0	0.00%
13 Fail	0	0.00%
Total	14	



What aspects of the instructor's teaching were most effective?

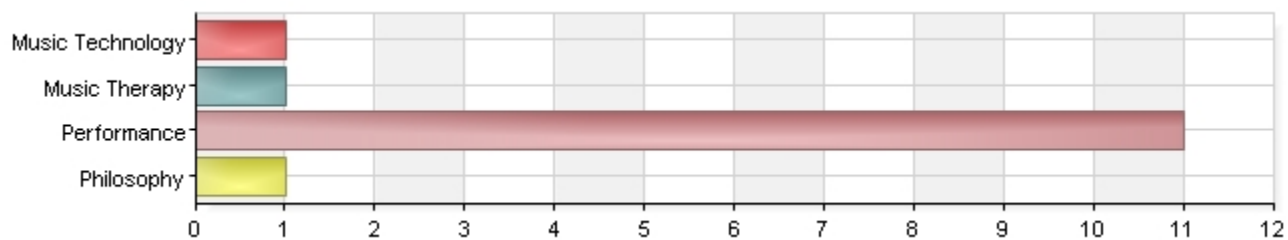
Comments
This course has a clear theoretical goal, a directive guideline and effective progress. I really enjoyed this fruitful course. I learned a lot from this course about the art of counterpoint and Fugue.
Meeting with him during his free time when you needed help on an assignment! Paul was always happy to help you understand the information.
Having the students be the "scribe" in class is a good method of getting every student comfortable with the process of doing the counterpoint by hand. While nerve wracking for some, making it clear that they area simply transcribing what Dr. Miller is writing makes it easier. His humor makes it easy to feel comfortable and light hearted during his class, and it's always a joy to come to class, even that late at night.
timely and detailed feedback on assignments
Guiding us through partimento exercises at the keyboard and playing examples of correct and incorrect voice-leading.
Established the structure of counter point and fugue music, analysis and composed
completing realizations in class was helpful.
Walking through counterpoint examples and explaining the process. Also, giving pointers on the upcoming week's homework.
The fact that he took the time to explain not only the rules, but also any questions that arose

How could this instructor improve his/her teaching effectiveness?

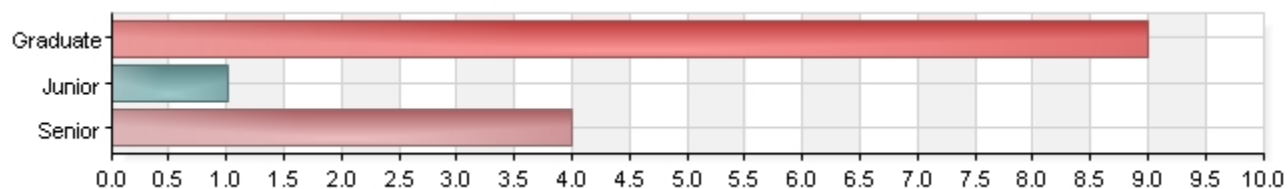
Comments
I am already satisfied with this course. But I also hope Dr. Miller could enlighten our "thinkings" on Fugue, and direct the insightful reflections on the art of Fugue with its influences on modern music.
I don't think the class needs to be as long as it is. We spend so much time with the in class assignment that it gets boring. The class as a whole is fun but it could be 50 minutes and the students would probably understand the material quicker.
Sometimes the explanations are straight forward, but I think they were sometimes lost on some students, particularly the international students.
–maybe it would be helpful to analyze examples/student's assignments where there are mistakes, give better options, and explain why it is better to do it that way.
–adding more variety to class itinerary
Keep doing what you're doing!
I think a little more in depth explanation of why certain things are appropriate in the 18th century style could have been beneficial. as well as some assigned readings that could help the students to better understand the material.
Collect homework in a more organized manner (perhaps at the beginning of class) instead of waiting until class is already over.
There is no need for improvement.

Demographics (data drawn from Banner)

Major



Class Standing



Cumulative GPA:

